



Republic of the Philippines
Department of Education
SOCCSKSARGEN REGION
SCHOOLS DIVISION OF SARANGANI

DEPARTMENT OF EDUCATION
RECORDS SECTION, DIVISION OF SARANGANI

RELEASED
JUNE 30, 2023 8:26PM

BY: _____

30 June 2023

DIVISION MEMORANDUM

OSDS-2023-075

COMPARATIVE ASSESSMENT RESULT – REGISTRY OF QUALIFIED
APPLICANTS (CAR-RQA) FOR SY 2023-2024 ELEMENTARY
AND JUNIOR HIGH SCHOOL TEACHING POSITIONS

To: Division HRMPSB Members
Sub-Committee Members
All Qualified Applicants

1. This Office hereby releases the enclosed **Comparative Assessment Result of the Registry of Qualified Applicants (CAR-RQA) for SY 2023-2024** as basis in the filling up of vacant positions either newly created or natural vacancies in the Elementary and Junior High School levels.
2. For inquiries, contact Mr. Roel D. Balbareno at 09464061747.
3. For your information and guidance.

RUTH L. ESTACIO PhD, CESO VI
Schools Division Superintendent

Encl.: As stated.

Reference: None.

To be indicated in the Perpetual Index under the following subjects:

ASSESSMENTS
APPOINTMENT
ELEMENTARY EDUCATION
JUNIOR HIGH SCHOOL
POSITIONS
RECRUITMENT
SELECTION

RDB/OSDS-PU/DM – comparative assessment result...
585 /June 30, 2023



Address: Capitol Compound, Maribulan, Alabel, Sarangani Province
Telephone Nos.: (083) 508-2039 to 40 / (083) 892-5500
Email Address: sarangani@deped.gov.ph

**COMPARATIVE ASSESSMENT RESULT - REGISTRY OF QUALIFIED APPLICANTS (CAR-RQA)
MUNICIPALITY OF ALABEL**

Position: **Teacher I (Junior High School)**

Plantilla Item Number:

Office/Bureau/Service/Unit where the vacancy exists: **SDO-Sarangani**Date of Final Deliberation: **June 26, 2023**

Application code		Comparative Assessment Result						TOTAL (100 pts)
		Education (10 pts)	Training (10 pts)	Experience (10 pts)	PBET/LET/L EPT Rating (10 pts)	PPST COIs (Classroom Observation) (35 pts)	PPST COIs (Teachers Reflection) (25 pts)	
ENGLISH								
1	ALA3-JHS-26	10.000	4.000	10.000	7.780	33.830	20.000	85.610
2	ALA4-JHS-05	0.000	10.000	2.000	8.260	35.000	22.500	77.760
3	ALA2-JHS-11	0.000	10.000	2.000	7.980	32.670	25.000	77.650
4	ALA4-JHS-02	0.000	10.000	0.000	7.860	33.830	25.000	76.690
5	ALA3-JHS-53	10.000	0.000	0.000	8.580	35.000	22.500	76.080
6	ALA4-JHS-01	0.000	6.000	0.000	8.360	35.000	25.000	74.360
7	ALA 1-JHS-018	0.000	2.000	10.000	8.200	30.330	22.500	73.030
8	ALA3-JHS-32	10.000	0.000	0.000	7.640	35.000	20.000	72.640
9	ALA2-JHS-15	0.000	10.000	2.000	7.620	32.666	20.000	72.286
10	ALA3-JHS-15	0.000	10.000	0.000	8.200	33.830	20.000	72.030
11	ALA 1-JHS-006	0.000	10.000	0.000	7.960	33.830	20.000	71.790
12	ALA 1-JHS-017	0.000	0.000	0.000	8.660	35.000	25.000	68.660
13	ALA 1-JHS-009	0.000	4.000	0.000	7.660	33.830	22.500	67.990
14	ALA 1-JHS-004	0.000	0.000	0.000	8.880	33.830	25.000	67.710
15	ALA 1-JHS-016	0.000	10.000	0.000	8.340	33.830	15.000	67.170
16	ALA3-JHS-34	0.000	4.000	0.000	8.420	33.830	20.000	66.250
17	ALA 1-JHS-005	0.000	0.000	4.000	7.700	33.830	20.000	65.530
18	ALA3-JHS-11	0.000	10.000	0.000	7.660	31.500	15.000	64.160
19	ALA3-JHS-56	0.000	0.000	2.000	7.720	31.500	22.500	63.720
20	ALA3-JHS-07	0.000	10.000	6.000	7.520	32.670	7.500	63.690
21	ALA3-JHS-05	0.000	2.000	2.000	8.260	31.500	17.500	61.260
22	ALA3-JHS-43	0.000	2.000	2.000	7.720	26.830	22.500	61.050
23	ALA3-JHS-55	0.000	0.000	0.000	8.440	35.000	17.500	60.940
24	ALA3-JHS-28	0.000	0.000	0.000	8.720	29.160	22.500	60.380
25	ALA3-JHS-42	0.000	2.000	4.000	8.120	26.830	17.500	58.450
26	ALA3-JHS-58	0.000	0.000	10.000	7.680	32.660	7.500	57.840
27	ALA 1-JHS-015	0.000	0.000	0.000	7.820	33.830	15.000	56.650
28	ALA2-JHS-03	0.000	0.000	0.000	7.920	26.833	20.000	54.753
29	ALA3-JHS-21	0.000	2.000	0.000	8.340	29.160	12.500	52.000
30	ALA3-JHS-25	0.000	6.000	6.000	7.940	18.670	12.500	51.110
MATHEMATICS								
1	ALA4-JHS-07	0.000	10.000	4.000	7.520	35.000	25.000	81.520
2	ALA4-JHS-12	0.000	10.000	0.000	8.220	35.000	25.000	78.220
3	ALA2-JHS-06	0.000	10.000	3.000	8.140	33.830	17.500	72.470
4	ALA3-JHS-03	0.000	10.000	0.000	8.120	35.000	17.500	70.620
5	ALA2-JHS-09	0.000	10.000	0.000	7.840	33.830	15.000	66.670
6	ALA 1-JHS-003	0.000	10.000	0.000	8.420	32.660	15.000	66.080

Application code		Comparative Assessment Result						TOTAL (100 pts)
		Education (10 pts)	Training (10 pts)	Experience (10 pts)	PBET/LET/L EPT Rating (10 pts)	PPST COIs (Classroom Observation) (35 pts)	PPST COIs (Teachers Reflection) (25 pts)	
7	ALA3-JHS-24	4.000	0.000	6.000	7.900	32.670	15.000	65.570
8	ALA3-JHS-35	0.000	0.000	4.000	8.900	35.000	17.500	65.400
9	ALA3-JHS-16	0.000	4.000	8.000	7.780	35.000	7.500	62.280
10	ALA 1-JHS-007	0.000	0.000	0.000	8.640	29.160	22.500	60.300
11	ALA3-JHS-04	0.000	0.000	2.000	8.480	31.500	17.500	59.480
12	ALA3-JHS-59	0.000	0.000	0.000	7.820	32.670	15.000	55.490
13	ALA3-JHS-39	0.000	0.000	0.000	8.040	31.500	15.000	54.540
14	ALA 1-JHS-011	0.000	0.000	0.000	8.460	25.660	17.150	51.270
SCIENCE								
1	ALA 1-JHS-001	0.000	10.000	10.000	8.340	35.000	25.000	88.340
2	ALA3-JHS-31	0.000	10.000	10.000	7.500	35.000	25.000	87.500
3	ALA3-JHS-37	8.000	10.000	6.000	8.600	32.670	20.000	85.270
4	ALA4-JHS-13	0.000	10.000	8.000	8.540	35.000	22.500	84.040
5	ALA2-JHS-02	0.000	6.000	2.000	8.620	35.000	22.500	74.120
6	ALA3-JHS-57	0.000	0.000	0.000	8.780	35.000	25.000	68.780
7	ALA3-JHS-45	0.000	10.000	8.000	7.520	30.330	10.000	65.850
FILIPINO								
1	ALA 1-JHS-010	8.000	10.000	8.000	8.640	33.830	22.500	90.970
2	ALA3-JHS-14	0.000	10.000	0.000	8.980	25.660	25.000	69.640
3	ALA2-JHS-14	0.000	10.000	0.000	8.240	32.666	10.000	60.906
4	ALA3-JHS-17	0.000	0.000	0.000	8.860	26.830	25.000	60.690
5	ALA2-JHS-10	0.000	0.000	0.000	9.160	32.670	17.500	59.330
6	ALA2-JHS-08	0.000	0.000	0.000	9.000	32.670	17.500	59.170
7	ALA2-JHS-18	0.000	0.000	0.000	7.200	33.833	17.500	58.533
8	ALA3-JHS-46	0.000	4.000	10.000	7.620	21.000	15.000	57.620
9	ALA3-JHS-01	0.000	10.000	10.000	7.800	21.000	7.500	56.300
10	ALA3-JHS-41	0.000	8.000	0.000	7.620	25.660	15.000	56.280
11	ALA3-JHS-48	0.000	10.000	2.000	7.680	19.830	15.000	54.510
SOCIAL STUDIES								
1	ALA2-JHS-16	0.000	10.000	10.000	7.600	30.332	20.000	77.932
2	ALA3-JHS-49	0.000	10.000	0.000	8.280	32.660	25.000	75.940
3	ALA3-JHS-52	0.000	10.000	6.000	7.500	33.830	15.000	72.330
4	ALA3-JHS-27	0.000	8.000	0.000	7.500	29.160	25.000	69.660
5	ALA2-JHS-17	0.000	10.000	0.000	8.200	35.000	15.000	68.200
6	ALA4-JHS-10	0.000	10.000	0.000	7.740	30.330	20.000	68.070
7	ALA 1-JHS-008	0.000	10.000	0.000	7.960	29.160	20.000	67.120
8	ALA3-JHS-18	0.000	0.000	0.000	8.160	33.830	22.500	64.490
9	ALA 1-JHS-019	0.000	0.000	0.000	8.460	30.330	25.000	63.790
10	ALA4-JHS-04	0.000	0.000	2.000	7.600	33.830	25.000	63.680
11	ALA3-JHS-38	0.000	0.000	2.000	8.140	32.670	20.000	62.810
12	ALA3-JHS-47	0.000	10.000	0.000	8.260	33.830	10.000	62.090
13	ALA2-JHS-04	0.000	10.000	4.000	7.560	30.330	10.000	61.890
14	ALA3-JHS-09	0.000	0.000	0.000	8.680	32.670	20.000	61.350
15	ALA3-JHS-02	0.000	4.000	0.000	7.680	30.300	17.500	59.480

Application code		Comparative Assessment Result						TOTAL (100 pts)
		Education (10 pts)	Training (10 pts)	Experience (10 pts)	PBET/LET/L EPT Rating (10 pts)	PPST COIs (Classroom Observation) (35 pts)	PPST COIs (Teachers Reflection) (25 pts)	
16	ALA3-JHS-44	0.000	10.000	0.000	7.880	24.500	15.000	57.380
17	ALA3-JHS-06	0.000	4.000	2.000	7.740	29.160	10.000	52.900
MUSIC, ARTS, PHYSICAL EDUCATION & HEALTH (MAPEH)								
1	ALA4-JHS-03	0.000	10.000	0.000	8.360	35.000	25.000	78.360
2	ALA3-JHS-22	0.000	10.000	0.000	8.500	33.830	25.000	77.330
3	ALA 1-JHS-014	0.000	10.000	0.000	7.740	32.660	25.000	75.400
4	ALA3-JHS-23	0.000	10.000	2.000	7.780	35.000	17.500	72.280
5	ALA4-JHS-11	0.000	2.000	4.000	8.160	35.000	17.500	66.660
6	ALA 1-JHS-012	0.000	2.000	0.000	8.020	30.330	25.000	65.350
7	ALA4-JHS-06	0.000	0.000	0.000	7.700	31.500	25.000	64.200
8	ALA3-JHS-60	0.000	0.000	6.000	8.020	32.660	15.000	61.680
9	ALA2-JHS-12	0.000	2.000	0.000	8.400	32.660	12.500	55.560
10	ALA3-JHS-50	0.000	8.000	0.000	8.080	25.660	10.000	51.740
TECHNOLOGY & LIVELIHOOD EDUCATION (TLE)								
1	ALA 1-JHS-013	2.000	10.000	8.000	8.440	33.830	25.000	87.270
2	ALA2-JHS-07	0.000	10.000	10.000	7.900	33.833	20.000	81.733
3	ALA3-JHS-36	0.000	10.000	0.000	8.700	32.670	25.000	76.370
4	ALA3-JHS-20	0.000	0.000	0.000	8.600	33.830	25.000	67.430
5	ALA2-JHS-01	0.000	4.000	0.000	8.160	30.333	22.500	64.993
6	ALA3-JHS-30	0.000	0.000	0.000	7.940	32.670	17.500	58.110
EDUKASYON SA PAGPAPAKATAO (EsP)								
1	ALA4-JHS-08	0.000	10.000	8.000	7.600	35.000	25.000	85.600

Prepared by the HRMPSB
(All members should affix signature)

NERISSA A. ALFAFARA
Assistant Schools Division Superintendent
HRMPSB Chairperson

MA. SHIRLEY M. CARDINAL
Chief Education Supervisor-SGOD
HRMPSB Member

GERMAN P. PIAMONTE
School Principal IV/ Division Pres. of
Association
for Public Secondary School Heads (DAPSSHI)
HRMPSB Member

IRMA MAY G. DINASAS
Administrative Officer V
HRMPSB Member

REHANE P. SAMBUTO
Administrative Officer IV, HRMO
HRMPSB Member

Appointment conferred by:

RUTH L. ESTACIO PhD, CESO VI
Schools Division Superintendent
Appointing Authority

**COMPARATIVE ASSESSMENT RESULT - REGISTRY OF QUALIFIED APPLICANTS (CAR-RQA)
MUNICIPALITY OF GLAN**

Position: **Teacher I (Junior High School)**

Plantilla Item Number:

Office/Bureau/Service/Unit where the vacancy exists: **SDO-Sarangani**Date of Final Deliberation: **June 26, 2023**

Application code	Comparative Assessment Result							TOTAL (100 pts)
	Education (10 pts)	Training (10 pts)	Experience (10 pts)	PBET/LET/L EPT Rating (10 pts)	PPST COIs (Classroom Observation) (35 pts)	PPST COIs (Teachers Reflection) (25 pts)		
ENGLISH								
1	GLSO-JHS-12	0.000	10.000	10.000	8.200	35.000	25.000	88.200
2	GLN1-JHS-17	0.000	10.000	10.000	7.760	35.000	22.500	85.260
3	GLSO-JHS-22	8.000	4.000	6.000	8.420	33.833	25.000	85.253
4	GLN1-JHS-03	2.000	10.000	2.000	7.800	35.000	25.000	81.800
5	GLCE-JHS-12	0.000	10.000	6.000	8.200	35.000	22.500	81.700
6	GLN1-JHS-11	0.000	10.000	6.000	7.540	35.000	22.500	81.040
7	GLCE-JHS-19	0.000	10.000	2.000	8.360	35.000	25.000	80.360
8	GLCE-JHS-06	0.000	10.000	2.000	8.280	33.833	25.000	79.113
9	GLN1-JHS-10	0.000	10.000	2.000	7.940	35.000	22.500	77.440
10	GLCE-JHS-04	0.000	10.000	2.000	8.600	35.000	20.000	75.600
11	GLSO-JHS-09	0.000	6.000	2.000	8.080	33.833	25.000	74.913
12	GLSO-JHS-17	0.000	8.000	2.000	7.660	33.833	22.500	73.993
13	GLSO-JHS-06	0.000	4.000	8.000	8.200	32.667	20.000	72.867
14	GLN2-JHS-04	0.000	4.000	0.000	8.300	35.000	25.000	72.300
15	GLSO-JHS-05	0.000	6.000	2.000	7.960	33.833	22.500	72.293
16	GLCE-JHS-08	0.000	10.000	2.000	7.700	29.167	22.500	71.367
17	GLCE-JHS-20	0.000	8.000	2.000	7.640	32.667	20.000	70.307
18	GLCE-JHS-07	0.000	0.000	0.000	8.200	35.000	25.000	68.200
19	GLCE-JHS-15	0.000	0.000	2.000	8.440	31.500	25.000	66.940
20	GLSO-JHS-15	0.000	0.000	0.000	7.920	33.833	25.000	66.753
21	GLCE-JHS-16	0.000	0.000	0.000	7.840	31.500	22.500	61.840
22	GLSO-JHS-01	0.000	0.000	0.000	7.640	30.333	20.000	57.973
MATHEMATICS								
1	GLCE-JHS-21	10.000	4.000	10.000	7.880	33.833	20.000	85.713
2	GLN2-JHS-01	0.000	4.000	2.000	8.780	35.000	25.000	74.780
SCIENCE								
1	GLN2-JHS-03	0.000	10.000	2.000	7.860	35.000	17.500	72.360
FILIPINO								
1	GLSO-JHS-08	2.000	10.000	6.000	8.900	35.000	25.000	86.900
2	GLSO-JHS-20	0.000	2.000	6.000	8.540	35.000	25.000	76.540
3	GLSO-JHS-21	0.000	2.000	8.000	7.740	32.667	25.000	75.407
4	GLSO-JHS-19	4.000	0.000	2.000	8.580	35.000	25.000	74.580

Application code		Comparative Assessment Result						TOTAL (100 pts)
		Education (10 pts)	Training (10 pts)	Experience (10 pts)	PBET/LET/L EPT Rating (10 pts)	PPST COIs (Classroom Observation) (35 pts)	PPST COIs (Teachers Reflection) (25 pts)	
5	GLN1-JHS-04	0.000	2.000	2.000	8.020	35.000	25.000	72.020
SOCIAL STUDIES								
1	GLCE-JHS-11	10.000	10.000	8.000	7.500	33.833	25.000	94.333
2	GLN1-JHS-05	0.000	10.000	10.000	7.980	35.000	25.000	87.980
3	GLSO-JHS-18	0.000	10.000	10.000	7.520	35.000	22.500	85.020
4	GLCE-JHS-17	2.000	10.000	10.000	7.800	35.000	20.000	84.800
5	GLN1-JHS-09	0.000	10.000	8.000	8.380	35.000	22.500	83.880
6	GLN1-JHS-08	0.000	8.000	6.000	7.500	35.000	25.000	81.500
7	GLSO-JHS-24	0.000	10.000	6.000	7.720	32.667	25.000	81.387
8	GLN1-JHS-07	0.000	10.000	6.000	7.820	35.000	22.500	81.320
9	GLSO-JHS-25	0.000	10.000	4.000	8.220	33.833	25.000	81.053
10	GLN1-JHS-02	0.000	2.000	10.000	8.100	35.000	25.000	80.100
11	GLSO-JHS-10	0.000	10.000	2.000	8.140	33.833	25.000	78.973
12	GLCE-JHS-03	4.000	10.000	2.000	7.600	32.667	22.500	78.767
13	GLCE-JHS-22	0.000	10.000	4.000	7.780	33.833	22.500	78.113
14	GLCE-JHS-10	0.000	10.000	2.000	8.440	35.000	22.500	77.940
15	GLSO-JHS-11	0.000	8.000	4.000	7.600	32.667	25.000	77.267
16	GLSO-JHS-04	0.000	2.000	6.000	8.300	35.000	25.000	76.300
17	GLCE-JHS-09	0.000	10.000	2.000	7.900	31.500	22.500	73.900
18	GLN2-JHS-02	0.000	4.000	8.000	7.820	33.830	20.000	73.650
19	GLSO-JHS-16	0.000	10.000	2.000	7.560	31.500	22.500	73.560
20	GLCE-JHS-05	0.000	10.000	0.000	8.320	31.500	22.500	72.320
21	GLCE-JHS-02	0.000	10.000	2.000	7.580	32.667	20.000	72.247
22	GLCE-JHS-14	0.000	10.000	0.000	7.800	31.500	22.500	71.800
23	GLN1-JHS-15	0.000	2.000	0.000	7.860	35.000	25.000	69.860
24	GLSO-JHS-14	0.000	0.000	2.000	7.540	33.833	25.000	68.373
25	GLSO-JHS-02	0.000	2.000	2.000	8.260	35.000	20.000	67.260
26	GLSO-JHS-13	0.000	0.000	0.000	7.560	31.500	25.000	64.060
27	GLSO-JHS-03	0.000	0.000	0.000	7.540	33.833	20.000	61.373
28	GLSO-JHS-07	0.000	0.000	0.000	7.600	32.667	20.000	60.267
MUSIC, ARTS, PHYSICAL EDUCATION, HEALTH (MAPEH)								
1	GLCE-JHS-01	0.000	10.000	0.000	7.600	35.000	22.500	75.100
2	GLSO-JHS-23	0.000	2.000	4.000	7.980	35.000	25.000	73.980
3	GLCE-JHS-18	0.000	10.000	0.000	8.620	35.000	20.000	73.620
4	GLN1-JHS-12	0.000	2.000	2.000	8.340	35.000	25.000	72.340
5	GLN1-JHS-13	0.000	2.000	2.000	8.040	35.000	25.000	72.040
6	GLN1-JHS-06	0.000	0.000	2.000	8.880	33.830	22.500	67.210
7	GLCE-JHS-13	0.000	0.000	0.000	7.800	30.333	25.000	63.133

Application code	Comparative Assessment result							
	Education (10 pts)	Training (10 pts)	Experience (10 pts)	PBET/LET/L EPT Rating (10 pts)	PPST COIs (Classroom Observation) (35 pts)	PPST COIs (Teachers Reflection) (25 pts)	TOTAL (100 pts)	
TECHNOLOGY & LIVELIHOOD EDUCATION (TLE)								
1	GLN1-JHS-16	0.000	10.000	4.000	7.900	35.000	25.000	81.900
2	GLN2-JHS-05	0.000	10.000	0.000	7.640	33.830	20.000	71.470
3	GLN1-JHS-14	0.000	0.000	2.000	7.540	35.000	22.500	67.040

Prepared by the HRMPSB

(All members should affix signature)

Appointment conferred by:

NERISSA A. ALFAFARA

Assistant Schools Division Superintendent
HRMPSB Chairperson

RUTH L. ESTACIO PhD, CESO VI

Schools Division Superintendent
Appointing Authority

MA. SHIRLEY M. CARDINAL
Chief Education Supervisor-SGOD
HRMPSB Member

IRMA MAY G. DINASAS
Administrative Officer V
HRMPSB Member

GERMAN P. PIAMONTE
School Principal IV/ Division Pres. of
Association
for Public Secondary School Heads (DAPSSHI)
HRMPSB Member

REHANE P. SAMBUTO
Administrative Officer IV, HRMO
HRMPSB Member

Annex I-1

**COMPARATIVE ASSESSMENT RESULT - REGISTRY OF QUALIFIED APPLICANTS (CAR-RQA)
MUNICIPALITY OF KIAMBA**

Position: **Teacher I (Junior High School)**

Plantilla Item Number:

Office/Bureau/Service/Unit where the vacancy exists: **SDO-Sarangani**

Date of Final Deliberation: **June 26, 2023**

Application code		Comparative Assessment Result						TOTAL (100 pts)
		Education (10 pts)	Training (10 pts)	Experience (10 pts)	PBET/LET/LEPT Rating (10 pts)	PPST COIs (Classroom Observation) (35 pts)	PPST COIs (Teachers Reflection) (25 pts)	
ENGLISH								
1	KIA3-JHS-08	0.000	10.000	4.000	8.200	33.830	22.500	78.530
2	KIA2-JHS-07	0.000	0.000	10.000	7.640	35.000	25.000	77.640
3	KIA1-JHS-01	0.000	10.000	0.000	8.440	33.833	17.500	69.773
4	KIA3-JHS-13	0.000	10.000	0.000	8.180	35.000	15.000	68.180
5	KIA1-JHS-07	0.000	6.000	2.000	7.500	31.500	15.000	62.000
6	KIA1-JHS-08	0.000	0.000	0.000	8.300	31.500	17.500	57.300
7	KIA2-JHS-02	0.000	0.000	0.000	7.920	30.333	17.500	55.753
8	KIA2-JHS-06	0.000	0.000	0.000	7.740	28.000	20.000	55.740
9	KIA1-JHS-02	0.000	0.000	0.000	7.580	26.833	17.500	51.913
MATHEMATICS								
1	KIA1-JHS-03	0.000	10.000	0.000	8.240	33.833	25.000	77.073
2	KIA3-JHS-10	0.000	4.000	8.000	8.720	33.830	22.500	77.050
3	KIA1-JHS-11	0.000	6.000	10.000	7.880	35.000	12.500	71.380
4	KIA3-JHS-09	0.000	10.000	0.000	7.820	29.170	15.000	61.990
5	KIA1-JHS-05	0.000	0.000	0.000	8.000	32.670	15.000	55.670
SCIENCE								
1	KIA3-JHS-11	0.000	4.000	10.000	7.860	33.830	22.500	78.190
FILIPINO								
1	KIA1-JHS-04	2.000	0.000	0.000	9.060	35.000	22.500	68.560
2	KIA2-JHS-03	0.000	0.000	10.000	7.640	25.666	7.500	50.806
SOCIAL STUDIES								
1	KIA3-JHS-04	0.000	10.000	0.000	7.780	35.000	25.000	77.780
2	KIA2-JHS-04	0.000	2.000	10.000	7.580	31.500	17.500	68.580
3	KIA3-JHS-02	0.000	0.000	0.000	7.960	35.000	22.500	65.460
4	KIA2-JHS-01	0.000	2.000	1.000	7.860	32.666	20.000	63.526
5	KIA3-JHS-01	0.000	0.000	4.000	7.500	32.670	17.750	61.920
6	KIA1-JHS-09	0.000	0.000	0.000	8.220	35.000	15.000	58.220
7	KIA3-JHS-03	0.000	0.000	0.000	8.700	32.670	15.000	56.370
8	KIA3-JHS-05	0.000	0.000	0.000	8.100	30.330	17.500	55.930
9	KIA1-JHS-10	0.000	0.000	0.000	7.940	30.333	15.000	53.273
10	KIA2-JHS-05	0.000	0.000	0.000	8.540	25.666	17.500	51.706

[Handwritten signature]


[Handwritten signature] 9


Comparative Assessment Result


Application code	Comparative Assessment Result							
	Education (10 pts)	Training (10 pts)	Experience (10 pts)	PBET/LET/LEPT Rating (10 pts)	PPST COIs (Classroom Observation) (35 pts)	PPST COIs (Teachers Reflection) (25 pts)	TOTAL (100 pts)	
MUSIC, ARTS, PHYSICAL EDUCATION & HEALTH (MAPEH)								
1	KIA3-JHS-06	0.000	8.000	0.000	8.880	35.000	20.000	71.880
TECHNOLOGY & LIVELIHOOD EDUCATION (TLE)								
1	KIA3-JHS-07	0.000	0.000	0.000	8.060	31.500	15.000	54.560


Prepared by the HRMPSB
(All members should affix signature)


Appointment conferred by:



NERISSA A. ALFAFARA
Assistant Schools Division Superintendent
HRMPSB Chairperson


RUTH L. ESTACIO PhD, CESO VI
Schools Division Superintendent
Appointing Authority


MA. SHIRLEY M. CARDINAL
Chief Education Supervisor-SGOD
HRMPSB Member


IRMA MAY G. DINASAS
Administrative Officer V
HRMPSB Member


GERMAN P. PIAMONTE
School Principal IV/ Division Pres. of Association
for Public Secondary School Heads (DAPSSHI)
HRMPSB Member


REHANE P. SAMBUTO
Administrative Officer IV
HRMO
HRMPSB Member

**COMPARATIVE ASSESSMENT RESULT - REGISTRY OF QUALIFIED APPLICANTS (CAR-RQA)
MUNICIPALITY OF MAASIM**

Position: **Teacher I (Junior High School)**

Plantilla Item Number:

Office/Bureau/Service/Unit where the vacancy exists: **SDO-Sarangani**Date of Final Deliberation: **June 26, 2023**


Application code		Comparative Assessment Result						TOTAL (100 pts)
		Education (10 pts)	Training (10 pts)	Experience (10 pts)	PBET/LET/ LEPT Rating (10 pts)	PPST COIs (Classroom Observation) (35 pts)	PPST COIs (Teachers Reflection) (25 pts)	
ENGLISH								
1	MAA3-JHS-09	5.000	10.000	10.000	8.180	33.833	25.000	92.013
2	MAA1-JHS-18	0.000	10.000	6.000	8.400	35.000	20.000	79.400
3	MAA3-JHS-11	0.000	10.000	0.000	8.040	32.667	22.500	73.207
4	MAA1-JHS-05	0.000	10.000	2.000	7.720	32.670	20.000	72.390
5	MAA1-JHS-01	0.000	10.000	2.000	7.620	35.000	17.500	72.120
6	MAA3-JHS-01	0.000	9.000	0.000	8.060	32.667	20.000	69.727
7	MAA1-JHS-07	0.000	10.000	0.000	7.620	35.000	15.000	67.620
8	MAA2-JHS-14	0.000	0.000	0.000	7.840	35.000	22.500	65.340
9	MAA3-JHS-10	0.000	0.000	0.000	8.020	33.833	22.500	64.353
10	MAA1-JHS-06	0.000	0.000	0.000	8.300	33.833	20.000	62.133
11	MAA2-JHS-13	0.000	6.000	0.000	7.540	30.333	17.500	61.373
12	MAA2-JHS-21	0.000	0.000	0.000	7.540	33.833	20.000	61.373
13	MAA2-JHS-10	0.000	0.000	0.000	7.860	35.000	17.500	60.360
14	MAA1-JHS-04	0.000	0.000	0.000	8.120	35.000	15.000	58.120
15	MAA1-JHS-17	0.000	0.000	0.000	8.100	35.000	15.000	58.100
MATHEMATICS								
1	MAA2-JHS-19	0.000	10.000	4.000	8.100	35.000	25.000	82.100
2	MAA2-JHS-12	0.000	10.000	0.000	8.780	35.000	20.000	73.780
3	MAA2-JHS-16	0.000	10.000	2.000	8.580	31.500	20.000	72.080
4	MAA2-JHS-25	0.000	2.000	2.000	8.600	35.000	17.500	65.100
5	MAA3-JHS-05	0.000	0.000	0.000	8.320	35.000	20.000	63.320
6	MAA3-JHS-06	0.000	0.000	1.000	8.380	33.833	20.000	63.213
SCIENCE								
1	MAA2-JHS-20	0.000	10.000	0.000	8.300	32.667	20.000	70.967
2	MAA1-JHS-12	0.000	10.000	0.000	8.200	35.000	17.500	70.700
FILIPINO								
1	MAA1-JHS-15	0.000	10.000	6.000	7.860	35.000	20.000	78.860
2	MAA2-JHS-18	0.000	4.000	8.000	7.660	33.833	25.000	78.493
3	MAA1-JHS-10	0.000	10.000	0.000	8.920	35.000	17.500	71.420
4	MAA3-JHS-04	0.000	10.000	5.000	7.740	32.667	15.000	70.407
5	MAA1-JHS-09	0.000	10.000	0.000	8.900	35.000	15.000	68.900
6	MAA2-JHS-24	0.000	6.000	0.000	8.020	33.833	17.500	65.353
7	MAA3-JHS-02	0.000	0.000	0.000	8.120	31.500	25.000	64.620
8	MAA2-JHS-08	0.000	4.000	0.000	8.640	31.500	20.000	64.140
9	MAA1-JHS-16	0.000	0.000	0.000	8.800	35.000	17.500	61.300


Application code		Comparative Assessment Result						TOTAL (100 pts)
		Education (10 pts)	Training (10 pts)	Experience (10 pts)	PBET/LET /LEPT Rating (10 pts)	PPST COIs (Classroom Observation) (35 pts)	PPST COIs (Teachers Reflection) (25 pts)	
10	MAA2-JHS-17	0.000	6.000	0.000	7.640	30.333	15.000	58.973
11	MAA3-JHS-07	0.000	0.000	0.000	8.780	33.833	16.250	58.863
12	MAA2-JHS-22	0.000	0.000	0.000	7.960	35.000	15.000	57.960
13	MAA1-JHS-14	0.000	0.000	0.000	7.680	35.000	15.000	57.680
14	MAA3-JHS-03	0.000	0.000	0.000	8.500	32.667	12.500	53.667
15	MAA2-JHS-23	0.000	2.000	0.000	7.740	33.833	10.000	53.573
SOCIAL STUDIES								
1	MAA2-JHS-04	0.000	0.000	0.000	8.580	31.500	22.500	62.580
MUSIC, ARTS, PHYSICAL EDUCATION & HEALTH (MAPEH)								
1	MAA3-JHS-08	0.000	10.000	4.000	8.740	33.833	22.500	79.073
2	MAA2-JHS-03	0.000	10.000	0.000	7.780	31.500	20.000	69.280
3	MAA2-JHS-07	0.000	0.000	4.000	8.020	35.000	20.000	67.020
4	MAA2-JHS-05	0.000	0.000	0.000	7.640	35.000	17.500	60.140
TECHNOLOGY & LIVELIHOOD EDUCATION (TLE)								
1	MAA1-JHS-11	0.000	10.000	2.000	8.140	35.000	22.500	77.640
2	MAA2-JHS-01	0.000	10.000	0.000	7.680	33.833	20.000	71.513
3	MAA1-JHS-03	0.000	10.000	0.000	7.520	33.830	20.000	71.350
4	MAA2-JHS-15	0.000	10.000	0.000	8.220	31.500	20.000	69.720
5	MAA2-JHS-09	0.000	10.000	0.000	8.100	32.667	17.500	68.267
6	MAA1-JHS-13	0.000	0.000	0.000	7.960	35.000	17.500	60.460
7	MAA1-JHS-02	0.000	0.000	0.000	8.360	35.000	15.000	58.360
EDUKASYON SA PAGPAPAKATAO (EsP)								
1	MAA2-JHS-06	0.000	2.000	0.000	7.980	33.833	20.000	63.813


Prepared by the HRMPSB
(All members should affix signature)


Appointment conferred by:



NERISSA A. ALFAFARA
Assistant Schools Division Superintendent
HRMPSB Chairperson


RUTH L. ESTACIO PhD, CESO VI
Schools Division Superintendent
Appointing Authority


MA. SHIRLEY M. CARDINAL
Chief Education Supervisor-SGOD
HRMPSB Member


IRMA MAY G. DINASAS
Administrative Officer V
HRMPSB Member


GERMAN P. PIAMONTE
School Principal IV/ Division Pres. of Association
for Public Secondary School Heads (DAPSSHI)
HRMPSB Member


REHANE P. SAMBUTO
Administrative Officer IV
HRMO
HRMPSB Member

**COMPARATIVE ASSESSMENT RESULT - REGISTRY OF QUALIFIED APPLICANTS (CAR-RQA)
MUNICIPALITY OF MAITUM**

Position: **Teacher I (Junior High School)**

Plantilla Item Number:

Office/Bureau/Service/Unit where the vacancy exists: **SDO-Sarangani**

Date of Final Deliberation:

Application code	Comparative Assessment Result							
	Education (10 pts)	Training (10 pts)	Experience (10 pts)	PBET/LET/L EPT Rating (10 pts)	PPST COIs (Classroom Observation) (35 pts)	PPST COIs (Teachers Reflection) (25 pts)	TOTAL (100 pts)	
ENGLISH								
1	MAIW-JHS-23	10.000	10.000	10.000	7.860	33.330	17.500	88.690
2	MAIW-JHS-22	0.000	10.000	0.000	7.940	33.830	25.000	76.770
3	MAIW-JHS-03	0.000	10.000	0.000	7.880	33.830	20.000	71.710
4	MAIE-JHS-01	0.000	10.000	0.000	8.060	32.660	17.500	68.220
5	MAIW-JHS-11	0.000	2.000	4.000	7.640	33.830	20.000	67.470
6	MAIW-JHS-04	0.000	10.000	0.000	7.860	29.160	20.000	67.020
MATHEMATICS								
1	MAIW-JHS-09	0.000	10.000	8.000	7.580	32.670	22.500	80.750
SCIENCE								
1	MAIW-JHS-12	8.000	8.000	4.000	8.780	33.330	25.000	87.110
2	MAIW-JHS-05	0.000	10.000	0.000	8.300	30.330	17.500	66.130
FILIPINO								
1	MAIW-JHS-24	2.000	10.000	6.000	7.780	32.660	20.000	78.440
2	MAIW-JHS-08	0.000	2.000	0.000	8.580	32.660	22.500	65.740
SOCIAL STUDIES								
1	MAIW-JHS-14	4.000	10.000	10.000	7.980	35.000	25.000	91.980
2	MAIW-JHS-15	10.000	10.000	0.000	8.100	30.330	20.000	78.430
3	MAIW-JHS-06	0.000	7.000	2.000	8.780	32.660	22.500	72.940
4	MAIW-JHS-13	0.000	8.000	0.000	7.720	31.500	25.000	72.220
5	MAIW-JHS-10	0.000	10.000	0.000	7.740	31.500	22.500	71.740
6	MAIW-JHS-17	0.000	10.000	0.000	7.560	30.330	22.500	70.390
7	MAIW-JHS-19	0.000	10.000	0.000	7.660	32.660	20.000	70.320
8	MAIW-JHS-02	0.000	10.000	0.000	7.620	32.660	20.000	70.280
9	MAIW-JHS-01	0.000	4.000	0.000	7.860	29.160	25.000	66.020
10	MAIW-JHS-18	0.000	0.000	0.000	8.500	33.330	22.500	64.330
11	MAIW-JHS-20	0.000	2.000	0.000	7.580	32.660	20.000	62.240
12	MAIW-JHS-07	0.000	0.000	0.000	7.720	31.500	22.500	61.720

Prepared by the HRMPSB
(All members should affix signature)

Appointment conferred by:

NERISSA A. ALFAFARA
Assistant Schools Division Superintendent
HRMPSB Chairperson

RUTH L. ESTACIO PhD, CESO VI
Schools Division Superintendent
Appointing Authority

MA. SHIRLEY M. CARDINAL
Chief Education Supervisor-SGOD
HRMPSB Member

IRMA MAY G. DINASAS
Administrative Officer V
HRMPSB Member

GERMAN P. PIAMONTE
School Principal IV/ Division Pres. of Association
for Public Secondary School Heads (DAPSSHI)
HRMPSB Member

REHANE P. SAMBUTO
Administrative Officer IV
HRMO
HRMPSB Member

**COMPARATIVE ASSESSMENT RESULT - REGISTRY OF QUALIFIED APPLICANTS (CAR-RQA)
MUNICIPALITY OF MALAPATAN**

Position: **Teacher I (Junior High School)**

Plantilla Item Number:

Office/Bureau/Service/Unit where the vacancy exists: **SDO-Sarangani**Date of Final Deliberation: **June 26, 2023**

Application code	Comparative Assessment Result							
	Education (10 pts)	Training (10 pts)	Experience (10 pts)	PBET/LET /LEPT Rating (10 pts)	PPST COIs (Classroom Observation) (35 pts)	PPST COIs (Teachers Reflection) (25 pts)	TOTAL (100 pts)	
ENGLISH								
1	MAL3-JHS-11	0.000	6.000	10.000	7.600	35.000	20.000	78.600
2	MAL1-JHS-16	0.000	6.000	0.000	8.140	33.830	25.000	72.970
3	MAL1-JHS-25	0.000	6.000	0.000	7.940	33.830	25.000	72.770
4	MAL1-JHS-07	0.000	8.000	0.000	7.840	31.500	25.000	72.340
5	MAL1-JHS-11	0.000	8.000	2.000	7.880	31.500	22.500	71.880
6	MAL2-JHS-06	0.000	0.000	6.000	7.660	32.670	25.000	71.330
7	MAL3-JHS-15	0.000	0.000	2.000	7.700	35.000	25.000	69.700
8	MAL2-JHS-18	0.000	4.000	6.000	7.720	31.500	20.000	69.220
9	MAL1-JHS-22	0.000	6.000	0.000	8.560	33.830	20.000	68.390
10	MAL3-JHS-14	0.000	0.000	0.000	7.800	33.833	25.000	66.633
11	MAL2-JHS-07	0.000	0.000	0.000	8.620	33.830	22.500	64.950
12	MAL3-JHS-12	0.000	4.000	0.000	7.700	33.830	17.500	63.030
13	MAL3-JHS-03	0.000	6.000	0.000	7.960	30.330	17.500	61.790
14	MAL3-JHS-16	0.000	0.000	4.000	7.660	31.500	17.500	60.660
15	MAL2-JHS-01	0.000	0.000	0.000	7.980	32.670	20.000	60.650
16	MAL2-JHS-12	0.000	0.000	2.000	7.560	30.330	20.000	59.890
17	MAL3-JHS-07	0.000	6.000	0.000	8.160	28.000	17.500	59.660
18	MAL3-JHS-19	0.000	0.000	0.000	7.800	33.830	15.000	56.630
19	MAL2-JHS-02	0.000	0.000	0.000	7.520	26.830	20.000	54.350
MATHEMATICS								
1	MAL3-JHS-39	0.000	10.000	8.000	8.560	35.000	22.500	84.060
2	MAL3-JHS-23	0.000	4.000	6.000	7.920	35.000	25.000	77.920
3	MAL3-JHS-21	0.000	6.000	4.000	8.520	31.500	20.000	70.020
4	MAL3-JHS-25	0.000	6.000	2.000	7.520	33.830	20.000	69.350
5	MAL3-JHS-02	0.000	0.000	0.000	8.700	35.000	25.000	68.700
6	MAL1-JHS-12	0.000	0.000	0.000	8.660	33.830	22.500	64.990
7	MAL3-JHS-01	0.000	0.000	0.000	8.440	29.170	25.000	62.610
8	MAL2-JHS-09	0.000	0.000	0.000	8.360	30.330	22.500	61.190
9	MAL1-JHS-26	0.000	0.000	0.000	8.120	31.500	20.000	59.620
SCIENCE								
1	MAL2-JHS-04	0.000	7.000	3.000	7.780	35.000	25.000	77.780
2	MAL1-JHS-09	0.000	10.000	2.000	8.320	33.830	22.500	76.650
3	MAL2-JHS-13	0.000	4.000	0.000	7.560	35.000	20.000	66.560
FILIPINO								
1	MAL3-JHS-34	0.000	10.000	4.000	8.000	33.830	25.000	80.830

Application code		Comparative Assessment Result						TOTAL (100 pts)
		Education (10 pts)	Training (10 pts)	Experience (10 pts)	PBET/LET /LEPT Rating (10 pts)	PPST COIs (Classroom Observation) (35 pts)	PPST COIs (Teachers Reflection) (25 pts)	
2	MAL3-JHS-27	0.000	6.000	8.000	8.600	35.000	22.500	80.100
3	MAL3-JHS-10	0.000	10.000	0.000	8.400	35.000	22.500	75.900
4	MAL3-JHS-18	0.000	10.000	4.000	7.760	35.000	17.500	74.260
5	MAL2-JHS-10	0.000	8.000	2.000	8.180	32.670	22.500	73.350
6	MAL1-JHS-20	0.000	6.000	6.000	7.920	30.330	22.500	72.750
7	MAL3-JHS-30	0.000	10.000	4.000	8.160	32.670	17.500	72.330
8	MAL3-JHS-20	0.000	2.000	2.000	7.780	35.000	25.000	71.780
9	MAL2-JHS-11	0.000	10.000	0.000	7.640	33.830	20.000	71.470
10	MAL3-JHS-28	0.000	0.000	8.000	8.440	33.833	17.500	67.773
11	MAL3-JHS-24	0.000	4.000	4.000	8.400	35.000	15.000	66.400
12	MAL2-JHS-15	0.000	2.000	0.000	8.640	32.670	22.500	65.810
13	MAL2-JHS-14	0.000	0.000	2.000	8.400	31.500	22.500	64.400
14	MAL2-JHS-17	0.000	0.000	0.000	8.340	35.000	20.000	63.340
15	MAL1-JHS-18	0.000	0.000	4.000	7.980	33.830	17.500	63.310
16	MAL3-JHS-31	0.000	0.000	0.000	7.840	32.670	20.000	60.510
17	MAL1-JHS-24	0.000	0.000	8.000	7.980	29.170	15.000	60.150
18	MAL3-JHS-33	0.000	0.000	0.000	8.460	32.670	17.500	58.630
SOCIAL STUDIES								
1	MAL1-JHS-15	0.000	10.000	10.000	7.520	32.670	22.500	82.690
2	MAL3-JHS-06	0.000	10.000	0.000	8.100	35.000	25.000	78.100
3	MAL3-JHS-22	0.000	10.000	0.000	7.500	35.000	25.000	77.500
4	MAL1-JHS-04	0.000	10.000	0.000	8.120	31.500	25.000	74.620
5	MAL3-JHS-13	0.000	10.000	4.000	7.760	32.670	20.000	74.430
6	MAL1-JHS-14	0.000	10.000	0.000	7.700	33.830	22.500	74.030
7	MAL1-JHS-06	0.000	10.000	0.000	8.120	32.700	17.500	68.320
8	MAL2-JHS-05	0.000	10.000	0.000	7.520	32.670	17.500	67.690
9	MAL3-JHS-08	0.000	2.000	8.000	8.120	35.000	12.500	65.620
10	MAL1-JHS-05	0.000	0.000	0.000	8.660	31.500	22.500	62.660
11	MAL3-JHS-04	0.000	2.000	4.000	7.720	28.000	20.000	61.720
12	MAL1-JHS-02	0.000	2.000	0.000	8.200	31.500	20.000	61.700
13	MAL1-JHS-21	0.000	0.000	0.000	7.840	26.830	25.000	59.670
MUSIC, ARTS, PHYSICAL EDUCATION & HEALTH (MAPEH)								
1	MAL1-JHS-19	0.000	8.000	2.000	7.980	33.830	25.000	76.810
2	MAL1-JHS-08	0.000	0.000	0.000	8.520	31.500	25.000	65.020
3	MAL2-JHS-03	0.000	0.000	0.000	7.500	35.000	17.500	60.000
4	MAL1-JHS-03	0.000	0.000	0.000	8.100	29.170	17.500	54.770
5	MAL3-JHS-26	0.000	0.000	0.000	7.740	29.170	17.500	54.410
TECHNOLOGY & LIVELIHOOD (TLE)								
1	MAL3-JHS-38	0.000	10.000	10.000	7.800	24.500	20.000	72.300
2	MAL1-JHS-27	0.000	6.000	2.000	7.580	32.700	20.000	68.280
3	MAL3-JHS-09	0.000	10.000	0.000	8.020	31.500	17.500	67.020

[Handwritten signature]


[Handwritten signature]


[Handwritten mark]


Application code		Comparative Assessment Result						TOTAL (100 pts)
		Education (10 pts)	Training (10 pts)	Experience (10 pts)	PBET/LET /LEPT Rating (10 pts)	PPST COIs (Classroom Observation) (35 pts)	PPST COIs (Teachers Reflection) (25 pts)	
4	MAL3-JHS-32	0.000	10.000	0.000	7.640	31.500	15.000	64.140
5	MAL3-JHS-17	0.000	0.000	2.000	7.940	31.500	17.500	58.940


Prepared by the HRMPSB
(All members should affix signature)


Appointment conferred by:



NERISSA A. ALFAPARA
Assistant Schools Division Superintendent
HRMPSB Chairperson


RUTH L. ESTACIO PhD, CESO VI
Schools Division Superintendent
Appointing Authority


MARIA SHIRLEY M. CARDINAL
Chief Education Supervisor-SGOD
HRMPSB Member


IRMA MAY G. DINASAS
Administrative Officer V
HRMPSB Member


GERMAN P. PIAMONTE
School Principal IV/ Division Pres. of Association
for Public Secondary School Heads (DAPSSHI)
HRMPSB Member


REHANE P. SAMBUTO
Administrative Officer IV
HRMO
HRMPSB Member

**COMPARATIVE ASSESSMENT RESULT - REGISTRY OF QUALIFIED APPLICANTS (CAR-RQA)
MUNICIPALITY OF MALUNGON**

Position: **Teacher I (Junior High School)**

Plantilla Item Number:

Office/Bureau/Service/Unit where the vacancy exists: **SDO-Sarangani**Date of Final Deliberation: **June 26, 2023**

Application code	Comparative Assessment Result							TOTAL (100 pts)
	Education (10 pts)	Training (10 pts)	Experience (10 pts)	PBET/LET/L EPT Rating (10 pts)	PPST COIs (Classroom Observation) (35 pts)	PPST COIs (Teachers Reflection) (25 pts)		
ENGLISH								
1	MALE-JHS-01	10.000	10.000	0.000	8.260	35.000	22.500	85.760
2	MALN-JHS-28	0.000	10.000	10.000	7.580	32.660	25.000	85.240
3	MALS-JHS-22	2.000	10.000	10.000	7.520	33.833	20.000	83.353
4	MALW-JHS-22	0.000	10.000	4.000	7.880	35.000	25.000	81.880
5	ALA3-JHS-19	0.000	10.000	6.000	8.420	31.500	25.000	80.920
6	MALS-JHS-03	0.000	10.000	10.000	7.800	32.667	20.000	80.467
7	MALW-JHS-19	0.000	10.000	0.000	8.560	35.000	25.000	78.560
8	MALE-JHS-07	0.000	10.000	10.000	7.780	32.670	17.500	77.950
9	MALW-JHS-04	0.000	8.000	4.000	7.880	32.670	25.000	77.550
10	MALW-JHS-09	0.000	10.000	0.000	8.200	35.000	22.500	75.700
11	MALE-JHS-20	0.000	10.000	0.000	7.940	35.000	22.500	75.440
12	MALS-JHS-34	0.000	10.000	0.000	8.500	33.833	22.500	74.833
13	MALE-JHS-14	0.000	10.000	0.000	7.940	33.830	22.500	74.270
14	MALE-JHS-03	0.000	4.000	8.000	8.100	33.830	20.000	73.930
15	MALN-JHS-35	0.000	10.000	0.000	8.740	33.830	20.000	72.570
16	MALW-JHS-28	0.000	0.000	4.000	8.180	35.000	25.000	72.180
17	MALS-JHS-13	0.000	10.000	0.000	8.240	33.833	20.000	72.073
18	MALE-JHS-11	0.000	10.000	0.000	8.200	33.830	20.000	72.030
19	MALN-JHS-34	0.000	10.000	2.000	8.340	33.830	17.500	71.670
20	MALS-JHS-05	0.000	10.000	0.000	8.220	35.000	17.500	70.720
21	MALW-JHS-29	0.000	0.000	2.000	8.040	35.000	25.000	70.040
22	MALE-JHS-09	0.000	6.000	0.000	7.660	33.830	22.500	69.990
23	MALN-JHS-38	0.000	4.000	4.000	7.560	35.000	17.500	68.060
24	MALN-JHS-16	0.000	10.000	4.000	7.520	31.500	15.000	68.020
25	MALN-JHS-23	0.000	2.000	0.000	8.380	31.500	25.000	66.880
26	MALW-JHS-17	0.000	3.000	2.000	7.520	32.670	20.000	65.190
27	MALW-JHS-34	0.000	0.000	0.000	7.520	33.830	22.500	63.850
28	MALE-JHS-10	0.000	0.000	0.000	8.340	32.670	22.500	63.510
29	MALS-JHS-31	0.000	2.000	2.000	8.020	33.833	17.500	63.353
30	MALS-JHS-06	0.000	0.000	4.000	7.860	31.500	17.500	60.860
31	MALN-JHS-46	0.000	2.000	0.000	7.640	32.670	17.500	59.810
32	MALS-JHS-26	0.000	0.000	0.000	8.100	28.000	22.500	58.600
33	MALN-JHS-08	0.000	2.000	0.000	8.100	31.500	15.000	56.600
34	MALN-JHS-07	0.000	0.000	6.000	8.140	29.160	12.500	55.800
35	MALN-JHS-21	0.000	0.000	0.000	7.800	32.660	15.000	55.460
36	MALN-JHS-40	0.000	0.000	0.000	8.000	29.166	17.500	54.666
37	MALN-JHS-39	0.000	0.000	0.000	8.060	35.000	10.000	53.060
38	MALN-JHS-19	0.000	0.000	0.000	7.700	31.500	12.500	51.700

Application code		Comparative Assessment Result						TOTAL (100 pts)
		Education (10 pts)	Training (10 pts)	Experience (10 pts)	PBET/LET/L EPT Rating (10 pts)	PPST COIs (Classroom Observation) (35 pts)	PPST COIs (Teachers Reflection) (25 pts)	
MATHEMATICS								
1	MALW-JHS-35	8.000	4.000	4.000	8.380	35.000	17.500	76.880
2	MALW-JHS-20	0.000	4.000	0.000	8.620	33.830	25.000	71.450
3	MALN-JHS-26	0.000	2.000	0.000	7.960	33.830	25.000	68.790
4	MALS-JHS-10	0.000	0.000	0.000	8.900	33.833	22.500	65.233
5	MALS-JHS-28	0.000	2.000	2.000	8.040	33.833	17.500	63.373
6	MALS-JHS-17	0.000	2.000	4.000	7.940	33.833	15.000	62.773
7	MALN-JHS-14	0.000	0.000	0.000	8.020	30.330	20.000	58.350
8	MALW-JHS-25	0.000	0.000	0.000	8.020	31.500	17.500	57.020
SCIENCE								
1	MALN-JHS-13	0.000	10.000	4.000	9.320	35.000	22.500	80.820
2	MALN-JHS-33	0.000	10.000	4.000	7.820	29.167	17.500	68.487
3	MALW-JHS-32	0.000	2.000	2.000	8.260	32.670	22.500	67.430
4	MALW-JHS-14	0.000	2.000	0.000	8.060	33.830	20.000	63.890
5	MALS-JHS-16	0.000	0.000	0.000	7.860	33.833	15.000	56.693
FILIPINO								
1	MALW-JHS-05	0.000	10.000	6.000	7.680	35.000	25.000	83.680
2	MALS-JHS-30	0.000	10.000	10.000	7.620	35.000	20.000	82.620
3	MALE-JHS-08	0.000	4.000	10.000	7.840	32.660	22.500	77.000
4	MALN-JHS-32	0.000	6.000	2.000	7.820	35.000	25.000	75.820
5	MALS-JHS-11	0.000	8.000	6.000	7.700	35.000	15.000	71.700
6	MALE-JHS-13	0.000	0.000	10.000	7.780	33.830	20.000	71.610
7	MALS-JHS-15	0.000	10.000	0.000	8.040	32.667	20.000	70.707
8	MALW-JHS-16	0.000	0.000	4.000	7.780	33.830	25.000	70.610
9	MALS-JHS-38	0.000	10.000	2.000	8.000	35.000	15.000	70.000
10	MALS-JHS-08	0.000	10.000	0.000	7.960	33.833	17.500	69.293
11	MALW-JHS-23	0.000	0.000	0.000	8.700	35.000	25.000	68.700
12	MALN-JHS-36	0.000	10.000	0.000	8.680	35.000	15.000	68.680
13	MALW-JHS-33	0.000	2.000	0.000	8.460	33.830	22.500	66.790
14	MALS-JHS-14	0.000	4.000	2.000	8.160	33.833	17.500	65.493
15	MALE-JHS-19	0.000	0.000	0.000	8.220	33.830	22.500	64.550
16	MALN-JHS-47	0.000	2.000	0.000	8.920	35.000	17.500	63.420
17	MALW-JHS-15	0.000	0.000	0.000	8.200	32.670	22.500	63.370
18	MALN-JHS-15	0.000	0.000	0.000	7.860	35.000	15.000	57.860
19	MALN-JHS-02	0.000	0.000	0.000	8.500	31.500	17.500	57.500
20	MALN-JHS-12	0.000	4.000	0.000	7.700	29.160	15.000	55.860
21	MALN-JHS-43	0.000	0.000	0.000	7.820	32.667	12.500	52.987
22	MALN-JHS-42	0.000	0.000	0.000	8.300	29.167	15.000	52.467
23	MALN-JHS-04	0.000	0.000	0.000	8.800	30.333	12.500	51.633
SOCIAL STUDIES								
1	MALE-JHS-16	0.000	6.000	10.000	8.240	35.000	22.500	81.740
2	MALS-JHS-21	0.000	10.000	6.000	7.780	35.000	22.500	81.280
3	MALE-JHS-02	0.000	10.000	4.000	8.120	35.000	22.500	79.620
4	MALW-JHS-02	0.000	10.000	0.000	8.380	35.000	25.000	78.380

Infancia

mw

↑

Application code		Comparative Assessment Result						TOTAL (100 pts)
		Education (10 pts)	Training (10 pts)	Experience (10 pts)	PBET/LET/L EPT Rating (10 pts)	PPST COIs (Classroom Observation) (35 pts)	PPST COIs (Teachers Reflection) (25 pts)	
5	MALW-JHS-21	0.000	10.000	0.000	8.360	35.000	25.000	78.360
6	MALW-JHS-01	0.000	10.000	0.000	7.800	35.000	25.000	77.800
7	MALS-JHS-23	0.000	10.000	2.000	7.960	33.833	20.000	73.793
8	MALN-JHS-30	0.000	10.000	0.000	8.860	35.000	17.500	71.360
10	MALW-JHS-11	0.000	2.000	0.000	8.560	35.000	25.000	70.560
11	MALW-JHS-31	0.000	0.000	2.000	7.540	35.000	25.000	69.540
12	MALS-JHS-39	0.000	4.000	6.000	7.760	31.500	20.000	69.260
13	MALW-JHS-13	0.000	2.000	0.000	8.280	33.830	25.000	69.110
14	MALN-JHS-05	0.000	8.000	6.000	7.660	29.167	17.500	68.327
15	MALW-JHS-36	0.000	4.000	0.000	7.620	33.830	22.500	67.950
16	MALN-JHS-03	0.000	10.000	0.000	7.560	35.000	15.000	67.560
17	MALS-JHS-02	0.000	10.000	0.000	8.200	29.167	20.000	67.367
18	MALW-JHS-03	0.000	0.000	0.000	8.360	33.830	25.000	67.190
19	MALN-JHS-01	0.000	8.000	0.000	7.820	33.830	17.500	67.150
20	MALS-JHS-25	0.000	0.000	8.000	7.720	33.833	17.500	67.053
21	MALS-JHS-07	0.000	2.000	0.000	8.900	29.167	25.000	65.067
22	MALN-JHS-18	0.000	0.000	0.000	8.480	31.500	25.000	64.980
23	MALS-JHS-40	0.000	0.000	8.000	8.120	30.333	17.500	63.953
24	MALN-JHS-29	0.000	10.000	0.000	8.260	32.670	12.500	63.430
25	MALS-JHS-04	0.000	10.000	0.000	7.800	29.167	15.000	61.967
26	MALW-JHS-26	0.000	0.000	0.000	7.500	33.830	20.000	61.330
27	MALN-JHS-27	0.000	4.000	0.000	8.100	33.830	15.000	60.930
28	MALS-JHS-12	0.000	0.000	0.000	8.120	30.333	20.000	58.453
29	MALS-JHS-29	0.000	0.000	0.000	8.760	29.160	20.000	57.920
30	MALW-JHS-18	0.000	0.000	0.000	7.760	35.000	15.000	57.760
31	MALN-JHS-24	0.000	2.000	0.000	7.940	32.660	15.000	57.600
32	MALN-JHS-20	0.000	2.000	0.000	7.780	32.660	15.000	57.440
33	MALN-JHS-09	0.000	2.000	2.000	8.180	32.660	12.500	57.340
34	MALN-JHS-45	0.000	0.000	0.000	8.180	33.830	15.000	57.010
35	MALN-JHS-41	0.000	0.000	0.000	8.560	33.830	12.500	54.890
36	MALN-JHS-44	0.000	0.000	0.000	8.440	32.670	12.500	53.610
37	MALS-JHS-35	0.000	0.000	0.000	8.000	30.333	15.000	53.333
38	MALS-JHS-24	0.000	0.000	0.000	7.760	28.000	17.500	53.260
39	MALN-JHS-31	0.000	0.000	0.000	7.740	31.500	12.500	51.740
40	MALN-JHS-48	0.000	0.000	0.000	7.800	33.830	10.000	51.630
MUSIC, ARTS, PHYSICAL EDUCATION & HEALTH (MAPEH)								
1	MALE-JHS-12	0.000	8.000	6.000	8.480	35.000	20.000	77.480
2	MALS-JHS-37	0.000	10.000	2.000	8.160	35.000	17.500	72.660
3	MALS-JHS-36	0.000	10.000	0.000	7.720	30.333	22.500	70.553
4	MALS-JHS-20	0.000	0.000	6.000	7.520	33.833	15.000	62.353
5	MALS-JHS-18	0.000	0.000	0.000	8.560	32.660	20.000	61.220
TECHNOLOGY & LIVELIHOOD EDUCATION (TLE)								
1	MALW-JHS-06	8.000	8.000	6.000	8.080	33.830	20.000	83.910
2	MALW-JHS-27	0.000	10.000	4.000	8.080	35.000	25.000	82.080

Jedwin

mw

g

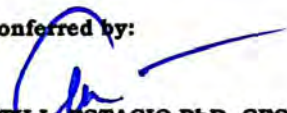
Comparative Assessment Result


Application code		Education (10 pts)	Training (10 pts)	Experience (10 pts)	PBET/LET/L EPT Rating (10 pts)	PPST COIs (Classroom Observation) (35 pts)	PPST COIs (Teachers Reflection) (25 pts)	TOTAL (100 pts)
3	MALE-JHS-06	0.000	10.000	10.000	7.660	33.830	20.000	81.490
4	MALE-JHS-18	0.000	10.000	10.000	7.620	33.830	20.000	81.450
5	MALE-JHS-04	0.000	10.000	6.000	7.880	35.000	22.500	81.380
6	MALW-JHS-10	0.000	10.000	10.000	7.620	33.830	17.500	78.950
7	MALW-JHS-12	0.000	10.000	2.000	7.640	33.830	25.000	78.470
8	MALE-JHS-15	0.000	10.000	4.000	8.020	32.670	22.500	77.190
9	MALS-JHS-27	0.000	10.000	0.000	8.020	33.833	25.000	76.853
10	MALE-JHS-17	0.000	10.000	4.000	7.760	35.000	20.000	76.760
11	MALS-JHS-32	0.000	10.000	0.000	8.180	31.500	25.000	74.680
12	MALS-JHS-19	0.000	8.000	2.000	8.260	33.833	22.500	74.593
13	MALS-JHS-09	0.000	10.000	0.000	8.240	32.667	22.500	73.407
14	MALE-JHS-05	0.000	6.000	0.000	8.480	35.000	20.000	69.480
15	MALN-JHS-11	0.000	10.000	2.000	8.560	35.000	12.500	68.060
16	MALN-JHS-22	0.000	10.000	0.000	7.880	32.667	17.500	68.047
17	MALS-JHS-01	0.000	10.000	0.000	8.300	31.500	17.500	67.300
18	MALW-JHS-24	0.000	10.000	0.000	8.000	33.830	15.000	66.830
19	MALN-JHS-25	0.000	10.000	0.000	7.580	30.330	17.500	65.410
20	MALW-JHS-08	0.000	0.000	4.000	7.500	33.830	20.000	65.330
21	MALN-JHS-10	0.000	10.000	0.000	7.620	29.160	7.500	54.280


Prepared by the HRMPSB
(All members should affix signature)


Appointment conferred by:



NERISSA A. ALFAFARA
Assistant Schools Division Superintendent
HRMPSB Chairperson


RUTH L. ESTACIO PhD, CESO VI
Schools Division Superintendent
Appointing Authority


MA. SHIRLEY M. CARDINAL
Chief Education Supervisor-SGOD
HRMPSB Member


IRMA MAY G. DINASAS
Administrative Officer V
HRMPSB Member


GERMAN P. PIAMONTE
School Principal IV/ Division Pres. of Association
for Public Secondary School Heads (DAPSSHI)
HRMPSB Member



REHANE P. SAMBUTO
Administrative Officer IV
HRMO
HRMPSB Member

COMPARATIVE ASSESSMENT RESULT - REGISTRY OF QUALIFIED APPLICANTS (CAR-RQA)

Position: **Teacher I -Kindergarten and Elementary (K-6)**
 Office: **Deped Sarangani (Glan Municipality)**

Plantilla Item Number:
 Date of Final Deliberation: **June 26, 2023**

No.	Application Code	Comparative Assessment Result						
		Education (10 pts)	Training (10 pts)	Experience (10 pts)	PBET/LET/LEPT Rating (10 pts)	PPST COIs (Classroom Observation) (35 pts)	PPST COIs (Teachers Reflection) (25 pts)	TOTAL (100 pts)
1	GLSO-ELEM-08	10.000	10.000	10.000	7.800	33.833	22.500	94.133
2	GLN1-ELEM-39	0.000	10.000	8.000	8.260	35.000	25.000	86.260
3	GLN1-ELEM-19	0.000	10.000	8.000	7.980	35.000	25.000	85.980
4	GLN1-ELEM-16	0.000	10.000	8.000	7.660	35.000	25.000	85.660
5	GLSO-ELEM-03	0.000	10.000	8.000	8.240	33.833	25.000	85.073
6	GLN1-ELEM-41	0.000	10.000	6.000	8.300	35.000	25.000	84.300
7	GLN2-ELEM-15	0.000	10.000	6.000	8.300	35.000	25.000	84.300
8	GLN2-ELEM-16	0.000	10.000	6.000	8.020	35.000	25.000	84.020
9	GLN1-ELEM-40	0.000	10.000	8.000	8.420	35.000	22.500	83.920
10	GLN1-ELEM-15	0.000	10.000	6.000	7.880	35.000	25.000	83.880
11	GLN2-ELEM-20	0.000	10.000	8.000	8.330	35.000	22.500	83.830
12	GLN2-ELEM-24	0.000	10.000	6.000	7.620	35.000	25.000	83.620
13	GLN2-ELEM-03	6.000	10.000	2.000	7.860	35.000	22.500	83.360
14	GLN1-ELEM-17	0.000	10.000	8.000	7.800	35.000	22.500	83.300
15	GLN2-ELEM-01	0.000	10.000	10.000	8.160	35.000	20.000	83.160
16	GLN1-ELEM-28	0.000	10.000	4.000	8.860	35.000	25.000	82.860
17	GLSO-ELEM-11	0.000	10.000	10.000	7.660	32.667	22.500	82.827
18	GLN1-ELEM-24	0.000	10.000	4.000	8.760	35.000	25.000	82.760
19	GLN1-ELEM-21	0.000	10.000	4.000	8.220	35.000	25.000	82.220
20	GLN1-ELEM-12	0.000	10.000	8.000	7.800	33.833	22.500	82.133
21	GLN1-ELEM-20	0.000	10.000	4.000	8.080	35.000	25.000	82.080
22	GLN1-ELEM-37	0.000	10.000	4.000	8.080	35.000	25.000	82.080
23	GLN2-ELEM-07	0.000	10.000	4.000	8.060	35.000	25.000	82.060
24	GLN1-ELEM-32	0.000	10.000	4.000	7.660	35.000	25.000	81.660
25	GLN1-ELEM-22	0.000	10.000	4.000	7.640	35.000	25.000	81.640
26	GLN1-ELEM-23	0.000	10.000	4.000	7.600	35.000	25.000	81.600
27	GLN2-ELEM-02	0.000	10.000	4.000	7.600	35.000	25.000	81.600
28	GLSO-ELEM-01	0.000	10.000	4.000	8.280	33.833	25.000	81.113
29	GLN1-ELEM-30	0.000	10.000	2.000	8.580	35.000	25.000	80.580
30	GLSO-ELEM-05	0.000	10.000	4.000	7.560	33.833	25.000	80.393
31	GLSO-ELEM-21	0.000	8.000	4.000	8.100	35.000	25.000	80.100
32	GLN1-ELEM-35	0.000	4.000	8.000	7.960	35.000	25.000	79.960
33	GLN1-ELEM-34	0.000	4.000	8.000	7.860	35.000	25.000	79.860
34	GLN1-ELEM-33	0.000	10.000	2.000	7.800	35.000	25.000	79.800
35	GLN1-ELEM-27	0.000	10.000	2.000	7.720	35.000	25.000	79.720
36	GLN1-ELEM-43	0.000	10.000	4.000	8.160	35.000	22.500	79.660





No.	Application Code	Comparative Assessment Result						
		Education (10 pts)	Training (10 pts)	Experience (10 pts)	PBET/LET/LE PT Rating (10 pts)	PPST COIs (Classroom Observation) (35 pts)	PPST COIs (Teachers Reflection) (25 pts)	TOTAL (100 pts)
37	GLN1-ELEM-08	0.000	10.000	2.000	7.640	35.000	25.000	79.640
38	GLN1-ELEM-25	0.000	10.000	4.000	7.840	35.000	22.500	79.340
39	GLN1-ELEM-38	0.000	10.000	4.000	7.740	35.000	22.500	79.240
40	GLSO-ELEM-14	0.000	4.000	10.000	7.660	35.000	22.500	79.160
41	GLN1-ELEM-42	0.000	6.000	8.000	7.580	35.000	22.500	79.080
42	GLSO-ELEM-06	0.000	4.000	10.000	8.140	33.833	22.500	78.473
43	GLSO-ELEM-07	0.000	4.000	10.000	7.960	33.833	22.500	78.293
44	GLSO-ELEM-09	0.000	10.000	4.000	7.880	33.833	22.500	78.213
45	GLN1-ELEM-31	0.000	10.000	0.000	8.160	35.000	25.000	78.160
46	GLN1-ELEM-45	0.000	2.000	8.000	8.140	35.000	25.000	78.140
47	GLN2-ELEM-09	0.000	6.000	4.000	8.140	35.000	25.000	78.140
48	GLSO-ELEM-25	0.000	4.000	6.000	8.080	35.000	25.000	78.080
49	GLN1-ELEM-36	0.000	10.000	0.000	7.980	35.000	25.000	77.980
50	GLN1-ELEM-05	0.000	4.000	6.000	7.780	35.000	25.000	77.780
51	GLN1-ELEM-11	0.000	8.000	2.000	7.560	35.000	25.000	77.560
52	GLN2-ELEM-21	0.000	10.000	2.000	7.940	35.000	22.500	77.440
53	GLN1-ELEM-01	0.000	10.000	2.000	7.920	35.000	22.500	77.420
54	GLN1-ELEM-26	0.000	10.000	2.000	7.840	35.000	22.500	77.340
55	GLN1-ELEM-06	0.000	8.000	2.000	7.860	33.833	25.000	76.693
56	GLSO-ELEM-20	0.000	4.000	6.000	7.780	33.833	25.000	76.613
57	GLSO-ELEM-26	0.000	4.000	4.000	8.100	35.000	25.000	76.100
58	GLSO-ELEM-02	0.000	10.000	2.000	7.720	33.833	22.500	76.053
59	GLN2-ELEM-18	0.000	6.000	8.000	7.920	33.830	20.000	75.750
60	GLN1-ELEM-07	0.000	8.000	0.000	7.720	35.000	25.000	75.720
61	GLCE - ELEM - 44	0.000	10.000	10.000	7.820	30.333	17.500	75.653
62	GLCE - ELEM - 07	0.000	6.000	4.000	8.040	35.000	22.500	75.540
63	GLN1-ELEM-02	0.000	6.000	2.000	7.520	35.000	25.000	75.520
64	GLCE - ELEM - 15	0.000	10.000	0.000	7.980	35.000	22.500	75.480
65	GLN1-ELEM-14	0.000	10.000	4.000	7.600	33.833	20.000	75.433
66	GLN1-ELEM-09	0.000	10.000	0.000	7.640	32.667	25.000	75.307
67	GLSO-ELEM-19	2.000	10.000	0.000	8.260	35.000	20.000	75.260
68	GLN1-ELEM-18	0.000	2.000	8.000	7.620	35.000	22.500	75.120
69	GLN1-ELEM-44	0.000	10.000	2.000	7.820	35.000	20.000	74.820
70	GLCE - ELEM - 22	0.000	10.000	0.000	8.000	34.230	22.500	74.730
71	GLN1-ELEM-13	0.000	10.000	2.000	7.520	32.667	22.500	74.687
72	GLSO-ELEM-17	0.000	4.000	2.000	8.640	35.000	25.000	74.640
73	GLSO-ELEM-12	0.000	10.000	0.000	8.100	33.833	22.500	74.433
74	GLSO-ELEM-22	0.000	4.000	2.000	7.960	35.000	25.000	73.960
75	GLCE - ELEM - 24	0.000	0.000	8.000	8.440	35.000	22.500	73.940
76	GLSO-ELEM-23	0.000	6.000	2.000	8.160	35.000	22.500	73.660


9


No.	Application Code	Comparative Assessment Result						TOTAL (100 pts)
		Education (10 pts)	Training (10 pts)	Experience (10 pts)	PBET/LET/LE PT Rating (10 pts)	PPST COIs (Classroom Observation) (35 pts)	PPST COIs (Teachers Reflection) (25 pts)	
77	GLCE - ELEM - 12	0.000	10.000	6.000	7.540	35.000	15.000	73.540
78	GLN2-ELEM-19	0.000	10.000	0.000	8.320	32.660	22.500	73.480
79	GLSO-ELEM-24	0.000	10.000	2.000	7.560	33.833	20.000	73.393
80	GLCE - ELEM - 35	0.000	10.000	0.000	7.920	35.000	20.000	72.920
81	GLN2-ELEM-08	0.000	6.000	4.000	7.740	32.660	22.500	72.900
82	GLN2-ELEM-11	0.000	10.000	0.000	7.880	35.000	20.000	72.880
83	GLN2-ELEM-04	0.000	10.000	0.000	7.720	35.000	20.000	72.720
84	GLCE - ELEM - 19	0.000	10.000	0.000	8.300	31.500	22.500	72.300
85	GLN1-ELEM-10	0.000	2.000	2.000	8.220	35.000	25.000	72.220
86	GLCE - ELEM - 41	0.000	6.000	0.000	8.600	35.000	22.500	72.100
87	GLCE - ELEM - 33	0.000	10.000	0.000	7.700	34.230	20.000	71.930
88	GLN2-ELEM-23	0.000	4.000	0.000	7.920	35.000	25.000	71.920
89	GLCE - ELEM - 17	8.000	0.000	0.000	8.800	35.000	20.000	71.800
90	GLN2-ELEM-06	0.000	4.000	6.000	7.940	35.000	18.750	71.690
91	GLCE - ELEM - 16	0.000	4.000	10.000	7.620	35.000	15.000	71.620
92	GLN2-ELEM-12	0.000	4.000	0.000	7.520	35.000	25.000	71.520
93	GLN1-ELEM-04	0.000	2.000	2.000	7.500	35.000	25.000	71.500
94	GLN2-ELEM-13	0.000	4.000	2.000	7.680	35.000	22.500	71.180
95	GLCE - ELEM - 40	0.000	6.000	0.000	7.640	35.000	22.500	71.140
96	GLN1-ELEM-29	0.000	2.000	4.000	7.580	35.000	22.500	71.080
97	GLCE - ELEM - 37	0.000	6.000	0.000	8.280	34.230	22.500	71.010
98	GLCE - ELEM - 20	0.000	2.000	0.000	8.380	35.000	25.000	70.380
99	GLSO-ELEM-04	0.000	4.000	2.000	8.020	33.833	22.500	70.353
100	GLCE - ELEM - 30	0.000	10.000	0.000	8.620	34.218	17.500	70.338
101	GLCE - ELEM - 43	0.000	2.000	8.000	7.820	35.000	17.500	70.320
102	GLCE - ELEM - 18	0.000	0.000	4.000	8.800	35.000	22.500	70.300
103	GLSO-ELEM-10	0.000	0.000	6.000	7.720	31.500	25.000	70.220
104	GLCE - ELEM - 38	0.000	10.000	0.000	7.700	35.000	17.500	70.200
105	GLCE - ELEM - 27	0.000	10.000	2.000	8.140	35.000	15.000	70.140
106	GLCE - ELEM - 10	0.000	10.000	2.000	7.740	35.000	15.000	69.740
107	GLCE - ELEM - 06	0.000	4.000	0.000	7.940	35.000	22.500	69.440
108	GLCE - ELEM - 29	0.000	6.000	0.000	8.320	35.000	20.000	69.320
109	GLCE - ELEM - 25	0.000	8.000	0.000	8.580	35.000	17.500	69.080
110	GLCE - ELEM - 42	0.000	4.000	2.000	7.640	35.000	20.000	68.640
111	GLN1-ELEM-03	0.000	0	0.000	8.580	35.000	25.000	68.580
112	GLSO-ELEM-18	0.000	0.000	0.000	8.420	35.000	25.000	68.420
113	GLCE - ELEM - 11	0.000	8.000	0.000	8.580	29.167	22.500	68.247
114	GLCE - ELEM - 08	0.000	4.000	0.000	7.560	33.833	22.500	67.893
115	GLSO-ELEM-13	0.000	2.000	0.000	8.220	32.667	25.000	67.887
116	GLN2-ELEM-05	0.000	10.000	0.000	7.580	29.166	20.000	66.746


No.	Application Code	Comparative Assessment Result						
		Education (10 pts)	Training (10 pts)	Experience (10 pts)	PBET/LET/LE PT Rating (10 pts)	PPST COIs (Classroom Observation) (35 pts)	PPST COIs (Teachers Reflection) (25 pts)	TOTAL (100 pts)
117	GLCE - ELEM - 01	0.000	6.000	0.000	7.580	35.000	17.500	66.080
118	GLCE - ELEM - 13	0.000	6.000	2.000	7.840	35.000	15.000	65.840
119	GLN2-ELEM-17	0.000	0.000	2.000	7.500	33.830	22.500	65.830
120	GLSO-ELEM-15	0.000	2.000	0.000	8.520	32.667	22.500	65.687
121	GLCE - ELEM - 26	0.000	8.000	0.000	7.680	35.000	15.000	65.680
122	GLCE - ELEM - 28	0.000	0.000	0.000	8.140	35.000	22.500	65.640
123	GLCE - ELEM - 34	0.000	0.000	0.000	7.920	35.000	22.500	65.420
124	GLN2 - ELEM - 14	0.000	0.000	0.000	7.900	35.000	22.500	65.400
125	GLCE - ELEM - 31	0.000	4.000	0.000	8.320	33.063	20.000	65.383
126	GLCE - ELEM - 09	0.000	0.000	0.000	7.820	35.000	22.500	65.320
127	GLCE - ELEM - 32	0.000	0.000	0.000	7.620	35.000	22.500	65.120
128	GLCE - ELEM - 39	0.000	0.000	0.000	8.120	33.845	22.500	64.465
129	GLCE - ELEM - 36	0.000	6.000	0.000	8.160	35.000	15.000	64.160
130	GLCE - ELEM - 02	0.000	0.000	0.000	8.840	35.000	20.000	63.840
131	GLCE - ELEM - 05	0.000	6.000	0.000	7.520	32.667	17.500	63.687
132	GLN2 - ELEM - 22	0.000	0.000	0.000	7.680	32.670	22.500	62.850
133	GLCE - ELEM - 21	0.000	0.000	0.000	7.740	35.000	17.500	60.240
134	GLCE - ELEM - 03	0.000	0.000	0.000	7.960	33.833	17.500	59.293
135	GLCE - ELEM - 14	0.000	0.000	0.000	8.420	32.667	17.500	58.587
136	GLCE - ELEM - 23	0.000	0.000	0.000	7.500	35.000	15.000	57.500
137	GLCE - ELEM - 04	0.000	0.000	0.000	8.000	29.167	15.000	52.167


Prepared by the HRMPSB
(All members should affix signature)


Appointment conferred by:



NERISSA A. ALFAFARA
Assistant Schools Division Superintendent
HRMPSB Chairperson


RUTH L. ESTACIO PhD, CESO VI
Schools Division Superintendent
Appointing Authority


MA. SHIRLEY M. CARDINAL
Chief Education Supervisor-SGOD
HRMPSB Member


IRMA MAY G. DINASAS
Administrative Officer V
HRMPSB Member


GERMAN P. PIAMONTE
School Principal IV/ Division Pres. of Association
for Public Secondary School Heads (DAPSSHI)
HRMPSB Member


REHANE P. SAMBUTO
Administrative Officer IV
HRMO
HRMPSB Member

COMPARATIVE ASSESSMENT RESULT - REGISTRY OF QUALIFIED APPLICANTS (CAR-RQA)

Position: **Teacher I -Kindergarten and Elementary (K-6)**
Office: **Deped Sarangani (Maasim Municipality)**

Plantilla Item Number:
Date of Final Deliberation: **June 26, 2023**

No.	Application code	Comparative Assessment Result						
		Education (10 pts)	Training (10 pts)	Experience (10 pts)	PBET/LET/ LEPT Rating (10 pts)	PPST COIs (Classroom Observation) (35 pts)	PPST COIs (Teachers Reflection) (25 pts)	TOTAL (100 pts)
1	MAA3-ELEM-08	0.000	10.000	6.000	8.680	33.833	22.500	81.013
2	MAA1-ELEM-32	0.000	10.000	2.000	7.500	32.667	25.000	77.167
3	MAA1-ELEM-27	0.000	10.000	8.000	7.700	33.833	17.500	77.033
4	MAA1-ELEM-34	0.000	10.000	0.000	8.180	33.833	25.000	77.013
5	MAA2-ELEM-13	0.000	10.000	6.000	7.940	32.667	20.000	76.607
6	MAA1-ELEM-36	0.000	10.000	2.000	7.880	33.833	22.500	76.213
7	MAA3-ELEM-10	0.000	10.000	6.000	7.500	35.000	17.500	76.000
8	MAA1-ELEM-30	0.000	10.000	0.000	8.220	32.667	25.000	75.887
9	MAA3-ELEM-22	0.000	10.000	4.000	7.860	33.833	20.000	75.693
10	MAA2-ELEM-15	0.000	10.000	8.000	7.500	32.667	17.500	75.667
11	MAA3-ELEM-26	0.000	10.000	1.000	8.300	33.833	22.500	75.633
12	MAA1-ELEM-08	0.000	10.000	0.000	9.120	33.833	22.500	75.453
13	MAA3-ELEM-07	0.000	10.000	0.000	8.440	33.833	22.500	74.773
14	MAA1-ELEM-12	0.000	10.000	0.000	8.340	33.833	22.500	74.673
15	MAA1-ELEM-26	0.000	10.000	2.000	7.620	35.000	20.000	74.620
16	MAA3-ELEM-24	0.000	10.000	10.000	7.960	33.833	12.500	74.293
17	MAA1-ELEM-09	0.000	10.000	4.000	7.500	35.000	17.500	74.000
18	MAA3-ELEM-06	0.000	10.000	6.000	8.860	33.833	15.000	73.693
19	MAA3-ELEM-04	0.000	10.000	8.000	7.920	35.000	12.500	73.420
20	MAA1-ELEM-35	0.000	10.000	4.000	7.960	33.833	17.500	73.293
21	MAA1-ELEM-31	2.000	10.000	2.000	7.860	33.833	17.500	73.193
22	MAA1-ELEM-07	0.000	10.000	0.000	8.380	33.833	20.000	72.213
23	MAA1-ELEM-10	0.000	10.000	0.000	8.200	33.833	20.000	72.033
24	MAA3-ELEM-09	0.000	8.000	0.000	7.700	33.833	22.500	72.033
25	MAA3-ELEM-27	0.000	10.000	4.000	8.000	35.000	15.000	72.000
26	MAA2-ELEM-18	0.000	2.000	8.000	7.880	31.500	22.500	71.880
27	MAA3-ELEM-14	5.000	0.000	2.000	8.220	33.833	22.500	71.553
28	MAA3-ELEM-19	0.000	10.000	0.000	7.680	33.833	20.000	71.513
29	MAA3-ELEM-25	0.000	10.000	0.000	7.580	33.833	20.000	71.413
30	MAA3-ELEM-28	0.000	4.000	6.000	7.560	35.000	17.500	70.060
31	MAA3-ELEM-11	0.000	4.000	2.000	7.560	33.833	22.500	69.893
32	MAA1-ELEM-21	0.000	10.000	4.000	8.160	35.000	12.500	69.660
33	MAA2-ELEM-01	0.000	6.000	4.000	7.740	33.833	17.500	69.073
34	MAA3-ELEM-21	0.000	10.000	0.000	7.580	33.833	17.500	68.913
35	MAA1-ELEM-03	0.000	6.000	0.000	8.640	33.833	20.000	68.473


No.	Application code	Comparative Assessment Result						
		Education (10 pts)	Training (10 pts)	Experience (10 pts)	PBET/LET/LEPT Rating (10 pts)	PPST COIs (Classroom Observation) (35 pts)	PPST COIs (Teachers Reflection) (25 pts)	TOTAL (100 pts)
36	MAA1-ELEM-14	0.000	10.000	0.000	8.140	35.000	15.000	68.140
37	MAA2-ELEM-05	0.000	10.000	2.000	8.320	32.667	15.000	67.987
38	MAA1-ELEM-17	0.000	0.000	0.000	8.260	33.833	25.000	67.093
39	MAA3-ELEM-30	0.000	10.000	0.000	8.080	33.833	15.000	66.913
40	MAA1-ELEM-18	0.000	10.000	0.000	8.000	33.833	15.000	66.833
41	MAA2-ELEM-07	0.000	4.000	8.000	8.040	29.167	17.500	66.707
42	MAA1-ELEM-02	0.000	10.000	2.000	7.860	33.833	12.500	66.193
43	MAA3-ELEM-16	0.000	10.000	0.000	8.440	35.000	12.500	65.940
44	MAA2-ELEM-12	0.000	10.000	0.000	9.000	31.500	15.000	65.500
45	MAA3-ELEM-05	0.000	10.000	0.000	7.920	35.000	12.500	65.420
46	MAA3-ELEM-29	0.000	0.000	4.000	7.540	33.833	20.000	65.373
47	MAA3-ELEM-01	0.000	10.000	0.000	7.780	35.000	12.500	65.280
48	MAA1-ELEM-15	0.000	10.000	6.000	7.500	33.833	7.500	64.833
49	MAA2-ELEM-22	0.000	10.000	0.000	7.760	33.833	12.500	64.093
50	MAA1-ELEM-33	0.000	10.000	0.000	7.600	33.833	12.500	63.933
51	MAA1-ELEM-25	0.000	10.000	4.000	8.460	33.833	7.500	63.793
52	MAA3-ELEM-18	0.000	2.000	2.000	7.720	33.833	17.500	63.053
53	MAA1-ELEM-01	0.000	8.000	0.000	8.580	33.833	12.500	62.913
54	MAA2-ELEM-04	0.000	10.000	0.000	7.920	29.167	15.000	62.087
55	MAA3-ELEM-03	0.000	10.000	0.000	8.040	33.833	10.000	61.873
56	MAA1-ELEM-24	0.000	10.000	0.000	8.340	32.667	10.000	61.007
57	MAA3-ELEM-20	0.000	10.000	1.000	7.520	29.867	12.500	60.887
58	MAA3-ELEM-02	0.000	6.000	0.000	8.540	33.833	12.500	60.873
59	MAA2-ELEM-09	0.000	0.000	2.000	7.960	32.667	17.500	60.127
60	MAA2-ELEM-10	0.000	2.000	0.000	7.760	32.667	17.500	59.927
61	MAA3-ELEM-23	0.000	0.000	0.000	8.260	33.833	17.500	59.593
62	MAA1-ELEM-13	0.000	2.000	0.000	8.540	33.833	15.000	59.373
63	MAA1-ELEM-28	0.000	10.000	0.000	7.960	33.833	7.500	59.293
64	MAA2-ELEM-16	0.000	0.000	0.000	8.860	30.333	20.000	59.193
65	MAA1-ELEM-19	0.000	2.000	2.000	7.600	35.000	12.500	59.100
66	MAA1-ELEM-06	0.000	10.000	0.000	7.700	33.833	7.500	59.033
67	MAA3-ELEM-12	0.000	0.000	0.000	8.320	35.000	15.000	58.320
68	MAA2-ELEM-20	0.000	6.000	0.000	7.800	29.167	15.000	57.967
69	MAA3-ELEM-17	0.000	10.000	0.000	7.820	29.870	10.000	57.690
70	MAA3-ELEM-13	0.000	0.000	0.000	8.720	33.833	15.000	57.553
71	MAA2-ELEM-08	0.000	0.000	0.000	7.900	31.500	17.500	56.900
72	MAA2-ELEM-21	0.000	0.000	0.000	8.540	30.333	17.500	56.373
73	MAA2-ELEM-23	0.000	2.000	0.000	7.900	29.167	15.000	54.067
74	MAA1-ELEM-16	0.000	4.000	0.000	8.100	33.833	7.500	53.433


9


No.	Application code	Comparative Assessment Result						
		Education (10 pts)	Training (10 pts)	Experience (10 pts)	PBET/LET/LEPT Rating (10 pts)	PPST COIs (Classroom Observation) (35 pts)	PPST COIs (Teachers Reflection) (25 pts)	TOTAL (100 pts)
75	MAA1-ELEM-29	0.000	0.000	0.000	7.840	32.667	12.500	53.007
76	MAA2-ELEM-02	0.000	2.000	0.000	7.940	32.667	10.000	52.607
77	MAA1-ELEM-22	0.000	2.000	0.000	8.020	35.000	7.500	52.520
78	MAA1-ELEM-20	0.000	0.000	0.000	8.480	33.833	10.000	52.313
79	MAA1-ELEM-11	0.000	0.000	0.000	8.040	33.833	10.000	51.873
80	MAA3-ELEM-15	0.000	0.000	0.000	7.800	33.833	10.000	51.633
81	MAA1-ELEM-05	0.000	0.000	0.000	7.760	33.833	10.000	51.593
82	MAA1-ELEM-23	0.000	0.000	0.000	8.100	32.667	10.000	50.767


Prepared by the HRMPSB
(All members should affix signature)


Appointment conferred by:



NERISSA A. ALFAFARA
Assistant Schools Division Superintendent
HRMPSB Chairperson


RUTH L. ESTACIO PhD, CESO VI
Schools Division Superintendent
Appointing Authority


MA. SHIRLEY M. CARDINAL
Chief Education Supervisor-SGOD
HRMPSB Member


IRMA MAY G. DINASAS
Administrative Officer V
HRMPSB Member


GERMAN P. PIAMONTE
School Principal IV/ Division Pres. of Association
for Public Secondary School Heads (DAPSSHI)
HRMPSB Member


REHANE P. SAMBUTO
Administrative Officer IV
HRMO
HRMPSB Member

COMPARATIVE ASSESSMENT RESULT - REGISTRY OF QUALIFIED APPLICANTS (CAR-RQA)Position: **Teacher I -Kindergarten and Elementary (K-6)**

Plantilla Item Number:

Office: **Deped Sarangani (Maitum Municipality)**Date of Final Deliberation: **June 26, 2023**

No.	Application Code	COMPARATIVE ASSESSMENT RESULTS						
		Education (10 pts)	Training (10 pts)	Experience (10 pts)	PBET/LET/ LEPT Rating (10 pts)	PPST COIs (Classroom Observation) (35 pts)	PPST NCOIs (Teacher Reflection) (25 pts)	Total (100 pts)
1	MAIW-ELEM-28	0.000	10.000	8.000	7.760	33.830	25.000	84.590
2	MAIE-ELEM-13	0.000	10.000	10.000	7.520	33.830	22.500	83.850
3	MAIE-ELEM-28	0.000	10.000	6.000	8.580	33.830	25.000	83.410
4	MAIW-ELEM-44	4.000	10.000	6.000	7.980	31.500	22.500	81.980
5	MAIW-ELEM-09	0.000	10.000	6.000	7.900	32.670	25.000	81.570
6	MAIW-ELEM-25	0.000	10.000	4.000	8.060	33.830	25.000	80.890
7	MAIW-ELEM-36	0.000	10.000	4.000	8.140	32.670	25.000	79.810
8	MAIW-ELEM-02	0.000	6.000	10.000	7.660	32.660	22.500	78.820
9	MAIW-ELEM-06	0.000	10.000	4.000	7.960	31.550	25.000	78.510
10	MAIE-ELEM-05	0.000	10.000	0.000	8.280	35.000	25.000	78.280
11	MAIW-ELEM-39	2.000	10.000	0.000	8.280	32.670	25.000	77.950
12	MAIW-ELEM-01	0.000	10.000	0.000	8.760	33.830	25.000	77.590
13	MAIE-ELEM-01	8.000	6.000	0.000	8.400	32.670	22.500	77.570
14	MAIW-ELEM-07	0.000	10.000	2.000	7.760	32.670	25.000	77.430
15	MAIW-ELEM-29	0.000	10.000	2.000	7.660	32.660	25.000	77.320
16	MAIW-ELEM-27	0.000	10.000	2.000	7.600	32.670	25.000	77.270
17	MAIE-ELEM-32	0.000	10.000	0.000	8.140	33.830	25.000	76.970
18	MAIW-ELEM-35	0.000	8.000	4.000	8.360	33.830	22.500	76.690
19	MAIW-ELEM-10	0.000	4.000	4.000	8.580	35.000	25.000	76.580
20	MAIW-ELEM-46	0.000	10.000	0.000	7.720	33.830	25.000	76.550
21	MAIW-ELEM-40	0.000	10.000	0.000	8.100	32.670	25.000	75.770
22	MAIE-ELEM-15	0.000	10.000	0.000	7.760	32.670	25.000	75.430
23	MAIE-ELEM-02	4.000	2.000	8.000	7.560	33.830	20.000	75.390
24	MAIW-ELEM-32	0.000	10.000	4.000	8.040	32.670	20.000	74.710
25	MAIW-ELEM-12	0.000	10.000	0.000	8.060	33.830	22.500	74.390
26	MAIW-ELEM-31	0.000	10.000	4.000	7.580	32.670	20.000	74.250
27	MAIW-ELEM-03	0.000	10.000	0.000	8.460	32.670	22.500	73.630
28	MAIW-ELEM-22	0.000	10.000	0.000	8.220	35.000	20.000	73.220
29	MAIW-ELEM-04	0.000	10.000	0.000	7.700	31.500	22.500	71.700
30	MAIE-ELEM-12	0.000	10.000	0.000	7.760	33.830	20.000	71.590

No.	Application Code	COMPARATIVE ASSESSMENT RESULTS						
		Education (10 pts)	Training (10 pts)	Experience (10 pts)	PBET/LET/ LEPT Rating (10 pts)	PPST COIs (Classroom Observation) (35 pts)	PPST NCOIs (Teacher Reflection) (25 pts)	Total (100 pts)
31	MAIW-ELEM-21	0.000	10.000	0.000	7.560	31.500	22.500	71.560
32	MAIE-ELEM-08	0.000	10.000	0.000	8.460	28.000	25.000	71.460
33	MAIW-ELEM-38	0.000	10.000	8.000	7.520	23.330	22.500	71.350
34	MAIW-ELEM-16	0.000	10.000	0.000	8.180	30.330	22.500	71.010
35	MAIW-ELEM-41	0.000	10.000	0.000	8.200	29.170	22.500	69.870
36	MAIW-ELEM-05	0.000	4.000	4.000	7.680	33.830	20.000	69.510
37	MAIW-ELEM-37	0.000	6.000	0.000	8.260	35.000	20.000	69.260
38	MAIE-ELEM-06	0.000	4.000	2.000	7.980	32.670	22.500	69.150
39	MAIE-ELEM-21	0.000	10.000	2.000	7.680	26.830	22.500	69.010
40	MAIE-ELEM-24	0.000	10.000	0.000	7.520	33.830	17.500	68.850
41	MAIW-ELEM-30	0.000	4.000	4.000	7.620	28.000	25.000	68.620
42	MAIW-ELEM-23	0.000	10.000	0.000	7.680	30.330	20.000	68.010
43	MAIW-ELEM-19	0.000	0.000	0.000	7.840	35.000	25.000	67.840
44	MAIW-ELEM-42	0.000	10.000	2.000	7.800	32.670	15.000	67.470
45	MAIE-ELEM-14	0.000	10.000	2.000	8.080	24.500	22.500	67.080
46	MAIE-ELEM-09	0.000	4.000	0.000	8.780	29.170	25.000	66.950
47	MAIE-ELEM-03	0.000	0.000	0.000	7.960	33.830	25.000	66.790
48	MAIW-ELEM-26	0.000	10.000	0.000	7.660	33.830	15.000	66.490
49	MAIW-ELEM-18	0.000	0.000	2.000	7.760	33.830	22.500	66.090
50	MAIE-ELEM-22	0.000	10.000	2.000	7.720	23.330	22.500	65.550
51	MAIW-ELEM-43	0.000	6.000	0.000	8.140	33.830	17.500	65.470
52	MAIE-ELEM-31	0.000	0.000	0.000	8.360	33.830	22.500	64.690
53	MAIE-ELEM-30	0.000	10.000	0.000	7.500	24.500	22.500	64.500
54	MAIE-ELEM-26	0.000	10.000	2.000	7.700	22.170	22.500	64.370
55	MAIW-ELEM-24	0.000	2.000	0.000	8.160	29.160	25.000	64.320
56	MAIE-ELEM-16	0.000	4.000	0.000	7.520	32.670	20.000	64.190
57	MAIW-ELEM-08	0.000	10.000	2.000	8.320	23.330	20.000	63.650
58	MAIE-ELEM-25	0.000	10.000	0.000	8.660	22.170	22.500	63.330
59	MAIE-ELEM-18	0.000	0.000	0.000	7.940	32.670	22.500	63.110
60	MAIE-ELEM-04	0.000	10.000	0.000	7.980	22.170	22.500	62.650
61	MAIE-ELEM-11	0.000	2.000	0.000	8.560	25.670	25.000	61.230
62	MAIW-ELEM-11	0.000	0.000	0.000	8.700	29.170	22.500	60.370
63	MAIW-ELEM-45	0.000	0.000	0.000	7.700	32.670	20.000	60.370
64	MAIW-ELEM-15	0.000	0.000	0.000	7.520	32.660	20.000	60.180
65	MAIE-ELEM-19	0.000	10.000	0.000	8.120	24.500	17.500	60.120


9


No.	Application Code	COMPARATIVE ASSESSMENT RESULTS						
		Education (10 pts)	Training (10 pts)	Experience (10 pts)	PBET/LET/LEPT Rating (10 pts)	PPST COIs (Classroom Observation) (35 pts)	PPST NCOIs (Teacher Reflection) (25 pts)	Total (100 pts)
66	MAIE-ELEM-27	0.000	6.000	0.000	7.800	23.330	22.500	59.630
67	MAIE-ELEM-07	0.000	0.000	0.000	8.400	25.670	25.000	59.070
68	MAIE-ELEM-23	0.000	0.000	0.000	7.580	26.830	22.500	56.910
69	MAIW-ELEM-34	0.000	0.000	0.000	7.680	28.000	20.000	55.680
70	MAIW-ELEM-20	0.000	4.000	0.000	8.160	23.330	20.000	55.490
71	MAIW-ELEM-17	0.000	0.000	0.000	7.640	32.670	15.000	55.310
72	MAIW-ELEM-33	0.000	0.000	0.000	7.720	26.830	20.000	54.550
73	MAIE-ELEM-17	0.000	4.000	0.000	7.500	22.170	20.000	53.670
74	MAIE-ELEM-10	0.000	0.000	0.000	8.200	30.330	15.000	53.530
75	MAIW-ELEM-13	0.000	0.000	0.000	7.700	28.000	15.000	50.700
76	MAIE-ELEM-29	0.000	0.000	0.000	7.500	25.670	17.500	50.670
77	MAIW-ELEM-14	0.000	2.000	0.000	7.800	25.670	15.000	50.470


Prepared by the HRMPSB
(All members should affix signature)


Appointment conferred by:


NERISSA A. ALFAFARA
Assistant Schools Division Superintendent
HRMPSB Chairperson


RUTH L. ESTACIO PhD, CESO VI
Schools Division Superintendent
Appointing Authority


MA. SHIRLEY M. CARDINAL
Chief Education Supervisor-SGOD
HRMPSB Member


IRMA MAY G. DINASAS
Administrative Officer V
HRMPSB Member


GERMAN P. PIAMONTE
School Principal IV/ Division Pres. of Association
for Public Secondary School Heads (DAPSSHI)
HRMPSB Member


REHANE P. SAMBUTO
Administrative Officer IV
HRMO
HRMPSB Member

COMPARATIVE ASSESSMENT RESULT - REGISTRY OF QUALIFIED APPLICANTS (CAR-RQA)

Position: Teacher I -Kindergarten and Elementary (K-6)
Office: Deped Sarangani (Malapatan Municipality)

Plantilla Item Number:
Date of Final Deliberation: **June 26, 2023**

No.	Application Code	COMPARATIVE ASSESSMENT RESULTS						
		Education (10 pts)	Training (10 pts)	Experience (10 pts)	PBET/LET/ LEPT Rating (10 pts)	PPST COIs (Classroom Observation) (35 pts)	PPST NCOIs (Teacher Reflection) (25 pts)	Total (100 pts)
1	MAL2-ELEM-29	0.000	10.000	4.000	9.000	35.000	25.000	83.000
2	MAL3-ELEM-27	0.000	10.000	10.000	7.760	32.670	22.500	82.930
3	MAL1-ELEM-15	0.000	10.000	8.000	7.660	33.830	22.500	81.990
4	MAL1-ELEM-33	0.000	10.000	4.000	7.560	35.000	25.000	81.560
5	MAL1-ELEM-10	0.000	10.000	8.000	7.800	32.670	22.500	80.970
6	MAL1-ELEM-28	0.000	10.000	4.000	7.960	33.830	25.000	80.790
7	MAL1-ELEM-11	2.000	8.000	6.000	8.360	35.000	20.000	79.360
8	MAL1-ELEM-41	10.000	4.000	0.000	8.500	31.500	25.000	79.000
9	MAL1-ELEM-20	0.000	10.000	0.000	8.840	35.000	25.000	78.840
10	MAL3-ELEM-14	0.000	10.000	0.000	8.520	33.830	25.000	77.350
11	MAL2-ELEM-17	0.000	10.000	0.000	8.920	35.000	22.500	76.420
12	MAL3-ELEM-08	0.000	10.000	6.000	7.700	32.670	20.000	76.370
13	MAL1-ELEM-23	0.000	10.000	4.000	8.420	33.830	20.000	76.250
14	MAL2-ELEM-12	0.000	10.000	2.000	7.780	33.830	22.500	76.110
15	MAL1-ELEM-12	0.000	10.000	0.000	7.920	32.670	25.000	75.590
16	MAL3-ELEM-01	0.000	10.000	4.000	8.480	32.670	20.000	75.150
17	MAL2-ELEM-15	0.000	10.000	4.000	8.440	32.670	20.000	75.110
18	MAL1-ELEM-40	0.000	6.000	2.000	8.360	32.670	25.000	74.030
19	MAL2-ELEM-19	0.000	10.000	0.000	7.640	33.830	22.500	73.970
20	MAL1-ELEM-38	0.000	4.000	4.000	8.240	32.670	25.000	73.910
21	MAL1-ELEM-04	0.000	6.000	4.000	8.200	35.000	20.000	73.200
22	MAL3-ELEM-25	0.000	10.000	2.000	8.660	35.000	17.500	73.160
23	MAL1-ELEM-09	0.000	10.000	0.000	8.920	29.170	25.000	73.090
24	MAL3-ELEM-15	0.000	10.000	0.000	9.060	33.830	20.000	72.890
25	MAL1-ELEM-05	0.000	10.000	2.000	8.020	32.670	20.000	72.690
26	MAL2-ELEM-04	0.000	4.000	6.000	7.620	35.000	20.000	72.620
27	MAL1-ELEM-13	0.000	10.000	0.000	8.060	31.500	22.500	72.060
28	MAL2-ELEM-28	0.000	0.000	10.000	7.880	31.500	22.500	71.880
29	MAL3-ELEM-13	0.000	10.000	0.000	8.040	33.830	20.000	71.870
30	MAL3-ELEM-17	0.000	10.000	0.000	7.720	33.830	20.000	71.550
31	MAL1-ELEM-19	0.000	4.000	0.000	8.380	33.830	25.000	71.210
32	MAL2-ELEM-05	6.000	2.000	0.000	8.120	35.000	20.000	71.120
33	MAL3-ELEM-02	0.000	10.000	4.000	8.10	30.830	17.50	70.430
34	MAL3-ELEM-11	0.000	6.000	4.000	7.640	32.670	20.000	70.310
35	MAL1-ELEM-32	0.000	4.000	0.000	8.560	32.670	25.000	70.230
36	MAL2-ELEM-09	0.000	2.000	6.000	8.060	31.500	22.500	70.060
37	MAL1-ELEM-39	0.000	2.000	2.000	8.140	35.000	22.500	69.640
38	MAL1-ELEM-18	0.000	10.000	4.000	7.620	28.000	20.000	69.620

COMPARATIVE ASSESSMENT RESULTS

No.	Application Code	COMPARATIVE ASSESSMENT RESULTS						
		Education (10 pts)	Training (10 pts)	Experience (10 pts)	PBET/LET/ LEPT Rating (10 pts)	PPST COIs (Classroom Observation) (35 pts)	PPST NCOIs (Teacher Reflection) (25 pts)	Total (100 pts)
39	MAL1-ELEM-31	0.000	2.000	2.000	8.100	35.000	22.500	69.600
40	MAL3-ELEM-06	0.000	10.000	0.000	8.260	33.830	17.50	69.590
41	MAL1-ELEM-24	0.000	4.000	0.000	7.800	32.670	25.000	69.470
42	MAL3-ELEM-24	0.000	10.000	4.000	7.760	32.670	15.000	69.430
43	MAL1-ELEM-02	0.000	2.000	0.000	8.300	33.830	25.000	69.130
44	MAL1-ELEM-14	0.000	2.000	2.000	8.740	33.830	22.500	69.070
45	MAL1-ELEM-22	0.000	10.000	2.000	7.680	26.830	22.500	69.010
46	MAL1-ELEM-36	0.000	2.000	2.000	8.460	31.500	25.000	68.960
47	MAL2-ELEM-06	0.000	0.000	8.000	7.560	32.670	20.000	68.230
48	MAL3-ELEM-12	0.000	10.000	0.000	7.640	30.330	20.000	67.970
49	MAL3-ELEM-22	0.000	10.000	0.000	8.820	31.500	17.500	67.820
50	MAL3-ELEM-19	0.000	10.000	0.000	8.780	31.500	17.500	67.780
51	MAL3-ELEM-05	0.000	8.000	0.000	8.120	33.830	17.50	67.450
52	MAL3-ELEM-21	0.000	10.000	0.000	8.160	31.500	17.500	67.160
53	MAL1-ELEM-35	0.000	2.000	2.000	7.560	32.670	22.500	66.730
54	MAL1-ELEM-27	0.000	0.000	0.000	7.600	33.830	25.000	66.430
55	MAL1-ELEM-29	0.000	2.000	2.000	8.420	30.330	22.500	65.250
56	MAL1-ELEM-25	0.000	2.000	2.000	8.100	28.000	25.000	65.100
57	MAL3-ELEM-23	0.000	10.000	0.000	8.300	31.500	15.000	64.800
58	MAL1-ELEM-01	0.000	2.000	2.000	8.100	32.670	20.000	64.770
59	MAL3-ELEM-20	0.000	0.000	8.000	7.800	33.830	15.000	64.630
60	MAL3-ELEM-07	0.000	10.000	0.000	8.040	31.500	15.000	64.540
61	MAL2-ELEM-22	0.000	0.000	0.000	8.060	33.830	22.500	64.390
62	MAL3-ELEM-16	0.000	0.000	2.000	8.180	33.830	20.000	64.010
63	MAL1-ELEM-30	0.000	0.000	0.000	8.660	35.000	20.000	63.660
64	MAL2-ELEM-07	0.000	2.000	0.000	7.800	33.830	20.000	63.630
65	MAL1-ELEM-08	0.000	0.000	2.000	7.560	31.500	22.500	63.560
66	MAL2-ELEM-10	0.000	0.000	0.000	7.780	32.670	22.500	62.950
67	MAL1-ELEM-03	0.000	0.000	0.000	7.540	30.330	25.000	62.870
68	MAL2-ELEM-08	0.000	0.000	0.000	7.760	35.000	20.000	62.760
69	MAL1-ELEM-21	0.000	2.000	0.000	7.600	32.670	20.000	62.270
70	MAL2-ELEM-03	0.000	0.000	0.000	8.220	33.830	20.000	62.050
71	MAL3-ELEM-09	0.000	0.000	0.000	8.880	32.670	20.000	61.550
72	MAL2-ELEM-21	0.000	2.000	0.000	7.920	31.500	20.000	61.420
73	MAL1-ELEM-07	0.000	0.000	0.000	8.720	32.670	20.000	61.390
74	MAL2-ELEM-25	0.000	0.000	0.000	8.660	35.000	17.500	61.160
75	MAL2-ELEM-14	0.000	0.000	4.000	7.840	31.500	17.500	60.840
76	MAL2-ELEM-02	0.000	0.000	0.000	8.140	32.670	20.000	60.810
77	MAL3-ELEM-03	0.000	0.000	10.000	7.640	25.670	17.50	60.810
78	MAL2-ELEM-20	0.000	0.000	0.000	7.980	35.000	17.500	60.480
79	MAL3-ELEM-18	0.000	10.000	0.000	8.100	24.500	17.500	60.100


9


COMPARATIVE ASSESSMENT RESULTS

No.	Application Code	COMPARATIVE ASSESSMENT RESULTS						
		Education (10 pts)	Training (10 pts)	Experience (10 pts)	PBET/LET/ LEPT Rating (10 pts)	PPST COIs (Classroom Observation) (35 pts)	PPST NCOIs (Teacher Reflection) (25 pts)	Total (100 pts)
80	MAL2-ELEM-18	0.000	2.000	0.000	7.700	32.670	17.500	59.870
81	MAL2-ELEM-24	0.000	0.000	2.000	7.500	32.670	17.500	59.670
82	MAL2-ELEM-01	0.000	0.000	0.000	8.200	33.830	17.500	59.530
83	MAL3-ELEM-28	0.000	2.000	2.000	7.680	30.330	17.500	59.510
84	MAL3-ELEM-29	0.000	0.000	2.000	8.340	31.500	17.500	59.340
85	MAL2-ELEM-27	0.000	0.000	0.000	7.820	33.830	17.500	59.150
86	MAL1-ELEM-16	0.000	2.000	2.000	7.900	24.500	22.500	58.900
87	MAL1-ELEM-17	0.000	0.000	0.000	8.120	28.000	22.500	58.620
88	MAL3-ELEM-04	0.000	4.000	0.000	8.660	25.670	20.000	58.330
89	MAL2-ELEM-31	0.000	0.000	0.000	7.980	32.670	17.500	58.150
90	MAL2-ELEM-23	0.000	0.000	0.000	8.080	31.500	17.500	57.080
91	MAL2-ELEM-11	0.000	0.000	0.000	7.860	29.170	20.000	57.030
92	MAL2-ELEM-30	0.000	0.000	0.000	8.020	31.500	17.500	57.020
93	MAL1-ELEM-26	0.000	0.000	4.000	7.820	24.500	20.000	56.320
94	MAL1-ELEM-34	0.000	0.000	2.000	8.160	23.330	22.500	55.990
95	MAL1-ELEM-06	0.000	2.000	0.000	8.060	23.330	22.500	55.890
96	MAL3-ELEM-26	0.000	0.000	0.000	7.620	32.670	15.000	55.290
97	MAL2-ELEM-13	0.000	0.000	0.000	7.820	29.170	17.500	54.490
98	MAL2-ELEM-26	0.000	0.000	0.000	7.720	29.170	17.500	54.390
99	MAL2-ELEM-16	0.000	0.000	0.000	7.640	29.170	17.500	54.310
100	MAL3-ELEM-10	0.000	0.000	0.000	7.600	31.500	15.000	54.100


Prepared by the HRMPSB
(All members should affix signature)


Appointment conferred by:


NERISSA A. ALFAFARA
 Assistant Schools Division Superintendent
 HRMPSB Chairperson


RUTH L. ESTACIO PhD, CESO VI
 Schools Division Superintendent
 Appointing Authority


MA. SHIRLEY M. CARDINAL
 Chief Education Supervisor-SGOD
 HRMPSB Member


IRMA MAY G. DINASAS
 Administrative Officer V
 HRMPSB Member


GERMAN P. PIAMONTE
 School Principal IV/ Division Pres. of Association
 for Public Secondary School Heads (DAPSSHI)
 HRMPSB Member


REHANE P. SAMBUTO
 Administrative Officer IV
 HRMO
 HRMPSB Member

COMPARATIVE ASSESSMENT RESULT - REGISTRY OF QUALIFIED APPLICANTS (CAR-RQA)

Position: **Teacher I -Kindergarten and Elementary (K-6)**
Office: **Deped Sarangani (Alabel Municipality)**

Plantilla Item Number:
Date of Final Deliberation: **June 26, 2023**

No.	Application Code	Comparative Assessment Result						TOTAL (100 pts)
		Education (10 pts)	Training (10 pts)	Experience (10 pts)	PBET/LET/L EPT Rating (10 pts)	PPST COIs (Classroom Observation) (35 pts)	PPST COIs (Teachers Reflection) (25 pts)	
1	ALA2-ELEM-05	0.000	10.000	10.000	7.980	35.000	25.000	87.980
2	ALA4-ELEM-07	0.000	10.000	10.000	7.780	35.000	25.000	87.780
3	ALA3-ELEM-07	6.000	4.000	8.000	8.480	35.000	25.000	86.480
4	ALA4-ELEM-13	0.000	8.000	10.000	7.840	35.000	25.000	85.840
5	ALA2-ELEM-25	0.000	10.000	6.000	7.980	35.000	25.000	83.980
6	ALA3-ELEM-12	0.000	10.000	10.000	8.540	35.000	20.000	83.540
7	ALA2-ELEM-14	0.000	10.000	10.000	7.700	35.000	20.000	82.700
8	ALA 1-ELEM-020	0.000	10.000	4.000	7.540	35.000	25.000	81.540
9	ALA4-ELEM-17	0.000	10.000	4.000	7.680	34.620	25.000	81.300
10	ALA4-ELEM-20	0.000	8.000	4.000	8.820	35.000	25.000	80.820
11	ALA2-ELEM-08	0.000	10.000	2.000	8.740	35.000	25.000	80.740
12	ALA4-ELEM-05	0.000	10.000	8.000	7.700	35.000	20.000	80.700
13	ALA2-ELEM-04	2.000	10.000	2.000	7.820	33.833	25.000	80.653
14	ALA2-ELEM-17	7.000	0.000	10.000	8.080	35.000	20.000	80.080
15	ALA4-ELEM-12	0.000	10.000	4.000	8.520	35.000	22.500	80.020
16	ALA 1-ELEM-004	0.000	10.000	2.000	8.000	35.000	25.000	80.000
17	ALA2-ELEM-03	6.000	4.000	0.000	8.600	35.000	25.000	78.600
18	ALA2-ELEM-24	0.000	10.000	2.000	7.600	33.833	25.000	78.433
19	ALA 1-ELEM-011	0.000	10.000	0.000	8.380	35.000	25.000	78.380
20	ALA 1-ELEM-023	0.000	10.000	2.000	8.320	35.000	22.500	77.820
21	ALA3-ELEM-08	0.000	10.000	10.000	8.720	33.830	15.000	77.550
22	ALA 1-ELEM-015	0.000	8.000	0.000	8.640	35.000	25.000	76.640
23	ALA4-ELEM-16	0.000	10.000	6.000	7.680	35.000	17.500	76.180
24	ALA 1-ELEM-005	0.000	8.000	0.000	7.760	35.000	25.000	75.760
25	ALA4-ELEM-01	0.000	10.000	0.000	8.240	35.000	22.500	75.740
26	ALA 1-ELEM-013	0.000	10.000	0.000	8.040	32.667	25.000	75.707
27	ALA 1-ELEM-007	0.000	6.000	2.000	7.620	35.000	25.000	75.620
28	ALA2-ELEM-20	0.000	10.000	2.000	8.200	35.000	20.000	75.200
29	ALA4-ELEM-10	0.000	10.000	2.000	8.160	35.000	20.000	75.160
30	ALA2-ELEM-12	0.000	7.000	2.000	8.400	35.000	22.500	74.900
31	ALA2-ELEM-02	0.000	4.000	10.000	8.020	35.000	17.500	74.520
32	ALA2-ELEM-27	0.000	5.000	2.000	8.440	33.833	25.000	74.273
33	ALA 1-ELEM-002	0.000	10.000	0.000	9.060	32.667	22.500	74.227

No.	Application Code	Comparative Assessment Result						TOTAL (100 pts)
		Education (10 pts)	Training (10 pts)	Experience (10 pts)	PBET/LET/L EPT Rating (10 pts)	PPST COIs (Classroom Observation) (35 pts)	PPST COIs (Teachers Reflection) (25 pts)	
34	ALA2-ELEM-09	0.000	10.000	4.000	7.560	35.000	17.500	74.060
35	ALA2-ELEM-15	0.000	10.000	0.000	7.560	31.500	25.000	74.060
36	ALA2-ELEM-22	0.000	6.000	2.000	8.520	35.000	22.500	74.020
37	ALA2-ELEM-16	0.000	10.000	0.000	7.620	33.830	22.500	73.950
38	ALA2-ELEM-26	0.000	10.000	2.000	8.080	33.830	20.000	73.910
39	ALA2-ELEM-11	0.000	10.000	6.000	7.700	32.660	17.500	73.860
40	ALA3-ELEM-15	0.000	10.000	6.000	7.720	35.000	15.000	73.720
41	ALA4-ELEM-03	0.000	5.000	0.000	8.580	35.000	25.000	73.580
42	ALA 1-ELEM-026	0.000	10.000	2.000	7.680	33.833	20.000	73.513
43	ALA4-ELEM-06	0.000	6.000	2.000	7.900	35.000	22.500	73.400
44	ALA 1-ELEM-025	0.000	3.000	2.000	8.080	35.000	25.000	73.080
45	ALA2-ELEM-10	0.000	10.000	0.000	7.760	35.000	20.000	72.760
46	ALA4-ELEM-08	0.000	10.000	0.000	8.260	33.830	20.000	72.090
47	ALA 1-ELEM-017	0.000	5.000	4.000	7.960	35.000	20.000	71.960
48	ALA 1-ELEM-014	2.000	3.000	0.000	7.980	33.833	25.000	71.813
49	ALA3-ELEM-18	0.000	10.000	10.000	7.980	33.830	10.000	71.810
50	ALA 1-ELEM-003	0.000	0.000	4.000	9.020	35.000	22.500	70.520
51	ALA 1-ELEM-016	0.000	10.000	0.000	7.820	32.667	20.000	70.487
52	ALA3-ELEM-16	0.000	4.000	10.000	7.620	33.830	15.000	70.450
53	ALA4-ELEM-14	0.000	10.000	0.000	7.760	35.000	17.500	70.260
54	ALA 1-ELEM-024	0.000	0.000	2.000	7.860	35.000	25.000	69.860
55	ALA3-ELEM-11	0.000	10.000	4.000	8.160	35.000	12.500	69.660
56	ALA3-ELEM-02	0.000	10.000	0.000	7.780	31.500	20.000	69.280
57	ALA 1-ELEM-009	0.000	4.000	0.000	8.680	33.833	22.500	69.013
58	ALA2-ELEM-19	0.000	10.000	0.000	7.660	33.833	17.500	68.993
59	ALA4-ELEM-02	0.000	0.000	4.000	7.980	34.230	22.500	68.710
60	ALA3-ELEM-03	0.000	10.000	0.000	8.440	35.000	15.000	68.440
61	ALA 1-ELEM-022	0.000	2.000	0.000	8.780	35.000	22.500	68.280
62	ALA2-ELEM-07	0.000	10.000	0.000	7.640	30.330	20.000	67.970
63	ALA3-ELEM-22	0.000	10.000	0.000	7.740	32.700	17.500	67.940
64	ALA 1-ELEM-019	0.000	0.000	0.000	9.100	33.833	25.000	67.933
65	ALA2-ELEM-06	0.000	0.000	10.000	7.780	35.000	15.000	67.780
66	ALA 1-ELEM-021	0.000	2.000	0.000	7.780	35.000	22.500	67.280
67	ALA2-ELEM-01	0.000	0.000	0.000	8.400	33.833	25.000	67.233
68	ALA2-ELEM-21	0.000	7.000	0.000	7.620	30.000	22.500	67.120
69	ALA4-ELEM-04	0.000	0.000	2.000	7.580	35.000	22.500	67.080
70	ALA4-ELEM-09	0.000	6.000	0.000	8.020	35.000	17.500	66.520

Signature

Signature

9

No.	Application Code	Comparative Assessment Result						TOTAL (100 pts)
		Education (10 pts)	Training (10 pts)	Experience (10 pts)	PBET/LET/LEPT Rating (10 pts)	PPST COIs (Classroom Observation) (35 pts)	PPST COIs (Teachers Reflection) (25 pts)	
71	ALA3-ELEM-05	0.000	0.000	0.000	8.640	35.000	22.500	66.140
72	ALA3-ELEM-20	0.000	10.000	0.000	7.920	30.330	17.500	65.750
73	ALA2-ELEM-13	0.000	0.000	0.000	7.860	32.660	25.000	65.520
74	ALA 1-ELEM-010	0.000	2.000	0.000	7.540	35.000	20.000	64.540
75	ALA 1-ELEM-006	0.000	2.000	0.000	8.480	33.833	20.000	64.313
76	ALA3-ELEM-10	0.000	8.000	0.000	8.340	32.670	15.000	64.010
77	ALA 1-ELEM-029	0.000	0.000	0.000	8.700	35.000	20.000	63.700
78	ALA 1-ELEM-001	0.000	0.000	1.000	7.660	35.000	20.000	63.660
79	ALA3-ELEM-13	0.000	2.000	0.000	7.640	33.830	20.000	63.470
80	ALA 1-ELEM-027	0.000	0.000	0.000	8.040	35.000	20.000	63.040
81	ALA3-ELEM-04	0.000	0.000	0.000	8.340	31.500	22.500	62.340
82	ALA 1-ELEM-018	0.000	0.000	0.000	7.820	33.833	20.000	61.653
83	ALA4-ELEM-11	0.000	0.000	0.000	8.380	35.000	17.500	60.880
84	ALA4-ELEM-15	0.000	0.000	0.000	8.320	35.000	17.500	60.820
85	ALA3-ELEM-21	0.000	0.000	2.000	8.040	33.830	15.000	58.870
86	ALA3-ELEM-19	0.000	6.000	3.000	7.980	26.830	15.000	58.810
87	ALA3-ELEM-24	0.000	0.000	0.000	8.380	35.000	15.000	58.380
88	ALA3-ELEM-01	0.000	0.000	0.000	8.040	32.670	17.500	58.210
89	ALA4-ELEM-18	0.000	0.000	0.000	8.040	35.000	15.000	58.040
90	ALA3-ELEM-23	0.000	2.000	0.000	8.100	32.670	15.000	57.770
91	ALA2-ELEM-18	0.000	0.000	0.000	7.740	35.000	15.000	57.740
92	ALA3-ELEM-09	0.000	2.000	0.000	7.780	35.000	10.000	54.780
93	ALA3-ELEM-17	0.000	0.000	0.000	8.160	35.000	10.000	53.160
94	ALA3-ELEM-14	0.000	2.000	0.000	8.100	26.830	15.000	51.930

Prepared by the HRMPSB
(All members should affix signature)

Appointment conferred by:

NERISSA A. ALFAFARA
Assistant Schools Division Superintendent
HRMPSB Chairperson

RUTH L. ESTACIO PhD, CESO VI
Schools Division Superintendent
Appointing Authority

MA. SHIRLEY M. CARDINAL
Chief Education Supervisor-SGOD
HRMPSB Member

IRMA MAY G. DINASAS
Administrative Officer V
HRMPSB Member

GERMAN P. PIAMONTE
School Principal IV/ Division Pres. of Association
for Public Secondary School Heads (DAPSSH)
HRMPSB Member

REHANE P. SAMBUTO
Administrative Officer IV
HRMO
HRMPSB Member

COMPARATIVE ASSESSMENT RESULT - REGISTRY OF QUALIFIED APPLICANTS (CAR-RQA)

Position: **Teacher I -Kindergarten and Elementary (K-6)**
Office: **Deped Sarangani (Kiamba Municipality)**

Plantilla Item Number:
Date of Final Deliberation: **June 26, 2023**

No.	Application Code	Comparative Assessment Result						
		Education (10 pts)	Training (10 pts)	Experience (10 pts)	PBET/LET/L EPT Rating (10 pts)	PPST COIs (Classroom Observation) (35 pts)	PPST COIs (Teachers Reflection) (25 pts)	TOTAL (100 pts)
1	KIA1-ELEM-13	8.000	10.000	2.000	8.200	35.000	25.000	88.200
2	KIA2-ELEM-18	4.000	10.000	2.000	7.700	33.833	25.000	82.533
3	KIA2-ELEM-11	0.000	10.000	4.000	8.260	32.666	25.000	79.926
4	KIA2-ELEM-01	0.000	10.000	0.000	8.860	35.000	25.000	78.860
5	KIA3-ELEM-20	0.000	10.000	2.000	8.720	35.000	22.500	78.220
6	KIA1-ELEM-09	0.000	10.000	10.000	7.920	35.000	15.000	77.920
7	KIA1-ELEM-39	0.000	10.000	0.000	7.720	35.000	25.000	77.720
8	KIA1-ELEM-05	8.000	10.000	2.000	7.500	35.000	15.000	77.500
9	KIA3-ELEM-18	0.000	10.000	0.000	8.080	33.830	25.000	76.910
10	KIA3-ELEM-01	0.000	10.000	2.000	8.480	33.830	22.500	76.810
11	KIA3-ELEM-08	0.000	10.000	0.000	9.180	35.000	22.500	76.680
12	KIA2-ELEM-08	0.000	10.000	0.000	8.500	32.666	25.000	76.166
13	KIA3-ELEM-22	0.000	10.000	0.000	8.560	35.000	22.500	76.060
14	KIA3-ELEM-13	0.000	10.000	0.000	8.480	35.000	22.500	75.980
15	KIA1-ELEM-25	0.000	10.000	0.000	7.980	32.667	25.000	75.647
16	KIA1-ELEM-40	0.000	10.000	0.000	7.880	32.667	25.000	75.547
17	KIA2-ELEM-15	4.000	10.000	0.000	8.160	32.666	20.000	74.826
18	KIA3-ELEM-04	8.000	10.000	0.000	7.660	33.830	15.000	74.490
19	KIA2-ELEM-23	0.000	4.000	4.000	8.120	33.833	23.750	73.703
20	KIA1-ELEM-22	0.000	10.000	0.000	8.360	32.667	22.500	73.527
21	KIA1-ELEM-42	0.000	10.000	0.000	8.360	32.667	22.500	73.527
22	KIA1-ELEM-03	0.000	10.000	0.000	7.580	32.667	22.500	72.747
23	KIA1-ELEM-26	0.000	10.000	0.000	7.880	29.167	25.000	72.047
24	KIA1-ELEM-19	0.000	10.000	0.000	8.120	33.833	20.000	71.953
25	KIA2-ELEM-09	0.000	10.000	0.000	8.620	28.000	25.000	71.620
26	KIA1-ELEM-30	0.000	10.000	0.000	7.920	35.000	17.500	70.420
27	KIA2-ELEM-04	0.000	10.000	0.000	7.500	30.333	22.500	70.333
28	KIA3-ELEM-09	0.000	10.000	2.000	7.680	35.000	15.000	69.680
29	KIA1-ELEM-12	0.000	10.000	0.000	8.260	33.833	17.500	69.593
30	KIA1-ELEM-20	0.000	10.000	0.000	7.620	33.833	17.500	68.953
31	KIA3-ELEM-21	0.000	0.000	0.000	8.060	35.000	25.000	68.060
32	KIA2-ELEM-20	0.000	8.000	2.000	7.600	31.500	18.750	67.850
33	KIA1-ELEM-24	0.000	10.000	0.000	7.760	35.000	15.000	67.760
34	KIA1-ELEM-07	0.000	6.000	2.000	7.700	29.167	22.500	67.367
35	KIA3-ELEM-10	0.000	6.000	2.000	8.000	33.830	17.500	67.330
36	KIA1-ELEM-36	0.000	2.000	2.000	7.640	32.667	22.500	66.807
37	KIA1-ELEM-21	0.000	0.000	0.000	7.860	33.833	25.000	66.693

9

No.	Application Code	Comparative Assessment Result						
		Education (10 pts)	Training (10 pts)	Experience (10 pts)	PBET/LET/L EPT Rating (10 pts)	PPST COIs (Classroom Observation) (35 pts)	PPST COIs (Teachers Reflection) (25 pts)	TOTAL (100 pts)
38	KIA3-ELEM-14	0.000	2.000	8.000	7.800	33.830	15.000	66.630
39	KIA1-ELEM-08	0.000	10.000	0.000	7.780	33.833	15.000	66.613
40	KIA1-ELEM-28	0.000	10.000	0.000	8.700	30.333	17.500	66.533
41	KIA3-ELEM-16	0.000	10.000	0.000	7.680	33.830	15.000	66.510
42	KIA2-ELEM-16	0.000	10.000	0.000	8.740	32.666	15.000	66.406
43	KIA3-ELEM-07	0.000	10.000	0.000	8.900	31.500	15.000	65.400
44	KIA2-ELEM-26	0.000	0.000	0.000	8.640	32.666	23.750	65.056
45	KIA1-ELEM-04	0.000	10.000	0.000	8.380	29.167	17.500	65.047
46	KIA1-ELEM-14	0.000	10.000	0.000	8.440	33.833	12.500	64.773
47	KIA2-ELEM-24	0.000	0.000	0.000	8.040	31.500	25.000	64.540
48	KIA3-ELEM-05	0.000	2.000	2.000	7.700	35.000	17.500	64.200
49	KIA2-ELEM-22	0.000	0.000	0.000	7.840	33.833	22.500	64.173
50	KIA3-ELEM-02	0.000	0.000	0.000	7.720	33.830	22.500	64.050
51	KIA1-ELEM-16	0.000	10.000	0.000	7.500	31.500	15.000	64.000
52	KIA2-ELEM-19	0.000	0.000	2.000	7.860	31.500	22.500	63.860
53	KIA1-ELEM-29	0.000	0.000	0.000	8.400	35.000	20.000	63.400
54	KIA2-ELEM-05	0.000	0.000	0.000	7.760	31.500	23.750	63.010
55	KIA1-ELEM-38	0.000	0.000	0.000	7.800	32.667	22.500	62.967
56	KIA1-ELEM-37	0.000	0.000	0.000	7.760	32.667	22.500	62.927
57	KIA1-ELEM-43	0.000	0.000	2.000	8.100	32.667	20.000	62.767
58	KIA1-ELEM-27	0.000	0.000	0.000	7.620	35.000	20.000	62.620
59	KIA2-ELEM-13	0.000	6.000	0.000	8.060	28.000	20.000	62.060
60	KIA3-ELEM-03	0.000	4.000	8.000	7.580	33.830	7.500	60.910
61	KIA2-ELEM-25	0.000	10.000	0.000	7.900	28.000	15.000	60.900
62	KIA1-ELEM-01	0.000	0.000	0.000	7.940	32.667	20.000	60.607
63	KIA2-ELEM-14	0.000	0.000	0.000	7.720	32.666	20.000	60.386
64	KIA3-ELEM-06	0.000	2.000	0.000	7.540	35.000	15.000	59.540
65	KIA1-ELEM-23	0.000	0.000	0.000	7.960	31.500	20.000	59.460
66	KIA1-ELEM-35	0.000	2.000	0.000	7.600	31.500	17.500	58.600
67	KIA3-ELEM-23	0.000	10.000	0.000	7.800	30.330	10.000	58.130
68	KIA1-ELEM-18	0.000	0.000	0.000	8.700	26.833	22.500	58.033
69	KIA3-ELEM-19	0.000	0.000	0.000	7.940	35.000	15.000	57.940
70	KIA2-ELEM-06	0.000	0.000	0.000	8.380	24.500	25.000	57.880
71	KIA1-ELEM-06	0.000	10.000	2.000	7.600	28.000	10.000	57.600
72	KIA2-ELEM-17	0.000	0.000	0.000	8.400	29.166	20.000	57.566
73	KIA1-ELEM-41	0.000	2.000	0.000	7.880	32.667	15.000	57.547
74	KIA1-ELEM-44	0.000	2.000	0.000	7.520	30.333	17.500	57.353
75	KIA2-ELEM-21	0.000	0.000	0.000	8.200	30.333	18.750	57.283
76	KIA3-ELEM-12	0.000	0.000	0.000	7.680	33.830	15.000	56.510
77	KIA2-ELEM-03	0.000	0.000	0.000	8.060	28.000	20.000	56.060
78	KIA2-ELEM-12	0.000	0.000	0.000	8.180	32.666	15.000	55.846
79	KIA1-ELEM-15	0.000	0.000	4.000	7.520	29.167	15.000	55.687

[Handwritten signature]


[Handwritten signature]


9


No.	Application Code	Comparative Assessment Result						
		Education (10 pts)	Training (10 pts)	Experience (10 pts)	PBET/LET/L EPT Rating (10 pts)	PPST COIs (Classroom Observation) (35 pts)	PPST COIs (Teachers Reflection) (25 pts)	TOTAL (100 pts)
80	KIA2-ELEM-02	0.000	0.000	0.000	7.720	29.166	18.750	55.636
81	KIA1-ELEM-33	0.000	0.000	0.000	7.620	32.667	15.000	55.287
82	KIA1-ELEM-11	0.000	0.000	0.000	7.920	28.000	17.500	53.420
83	KIA3-ELEM-15	0.000	0.000	0.000	8.040	32.660	12.500	53.200
84	KIA1-ELEM-34	0.000	0.000	0.000	8.560	33.833	10.000	52.393
85	KIA3-ELEM-11	0.000	0.000	0.000	7.920	31.500	12.500	51.920
86	KIA2-ELEM-07	0.000	0.000	0.000	7.560	29.166	15.000	51.726
87	KIA1-ELEM-10	0.000	8.000	0.000	7.980	25.667	10.000	51.647
88	KIA1-ELEM-31	0.000	0.000	0.000	8.460	30.333	12.500	51.293
89	KIA2-ELEM-10	0.000	0.000	0.000	8.200	29.166	13.750	51.116
90	KIA3-ELEM-17	0.000	0.000	0.000	8.200	30.330	12.500	51.030
91	KIA1-ELEM-32	0.000	10.000	0.000	7.540	25.667	7.500	50.707
92	KIA1-ELEM-17	0.000	0.000	0.000	7.500	25.667	17.500	50.667


Prepared by the HRMPSB
(All members should affix signature)


Appointment conferred by:



NERISSA A. ALFAFARA
Assistant Schools Division Superintendent
HRMPSB Chairperson


RUTH L. ESTACIO PhD, CESO VI
Schools Division Superintendent
Appointing Authority


MA. SHIRLEY M. CARDINAL
Chief Education Supervisor-SGOD
HRMPSB Member


IRMA MAY G. DINASAS
Administrative Officer V
HRMPSB Member


GERMAN P. PIAMONTE
School Principal IV/ Division Pres. of Association
for Public Secondary School Heads (DAPSSHI)
HRMPSB Member


REHANEE P. SAMBUTO
Administrative Officer IV
HRMO
HRMPSB Member

COMPARATIVE ASSESSMENT RESULT - REGISTRY OF QUALIFIED APPLICANTS (CAR-RQA)

Position: **Teacher I -Kindergarten and Elementary (K-6)**
Office: **Deped Sarangani (Malungon Municipality)**


Plantilla Item Number:
Date of Final Deliberation: **June 26, 2023**

No.	Application Code	COMPARATIVE ASSESSMENT RESULTS						
		Education (10 pts)	Training (10 pts)	Experience (10 pts)	PBET/LET/ LEPT Rating (10 pts)	PPST COIs (Classroom Observation) (35 pts)	PPST NCOIs (Teacher Reflection) (25 pts)	Total (100 pts)
1	MALN-ELEM-04	10.000	10.000	2.000	8.720	32.667	25.000	88.387
2	MALS-ELEM-18	0.000	10.000	10.000	7.820	33.833	25.000	86.653
3	MALS-ELEM-20	0.000	10.000	6.000	8.180	35.000	25.000	84.180
4	MALW-ELEM-21	0.000	6.000	10.000	7.960	35.000	22.500	81.460
5	MALW-ELEM-24	0.000	6.000	10.000	7.780	35.000	22.500	81.280
6	MALE-ELEM-05	0.000	10.000	10.000	7.540	32.670	20.000	80.210
7	MALS-ELEM-01	0.000	10.000	6.000	7.600	33.833	22.500	79.933
8	MALW-ELEM-13	0.000	10.000	2.000	7.620	35.000	25.000	79.620
9	MALS-ELEM-08	0.000	10.000	0.000	7.780	35.000	25.000	77.780
10	MALE-ELEM-03	0.000	10.000	4.000	8.540	33.830	20.000	76.370
11	MALE-ELEM-19	0.000	10.000	0.000	8.960	33.830	22.500	75.290
12	MALS-ELEM-22	0.000	0.000	10.000	7.900	33.833	22.500	74.233
13	MALE-ELEM-01	0.000	0.000	10.000	8.760	32.670	22.500	73.930
14	MALS-ELEM-06	0.000	10.000	6.000	7.620	31.500	17.500	72.620
15	MALE-ELEM-11	0.000	10.000	0.000	8.460	33.830	20.000	72.290
16	MALS-ELEM-14	0.000	10.000	0.000	8.320	33.833	20.000	72.153
17	MALS-ELEM-11	0.000	10.000	0.000	7.980	33.833	20.000	71.813
18	MALS-ELEM-17	0.000	0.000	6.000	7.960	35.000	22.500	71.460
19	MALE-ELEM-06	0.000	0.000	10.000	7.600	33.830	20.000	71.430
20	MALN-ELEM-09	0.000	6.000	0.000	8.680	31.500	25.000	71.180
21	MALE-ELEM-14	0.000	10.000	0.000	8.440	32.670	20.000	71.110
22	MALS-ELEM-16	0.000	10.000	0.000	8.420	35.000	17.500	70.920
23	MALW-ELEM-26	0.000	0.000	4.000	7.700	33.833	25.000	70.533
24	MALW-ELEM-07	0.000	4.000	0.000	8.540	32.667	25.000	70.207
25	MALS-ELEM-19	0.000	8.000	4.000	8.020	35.000	15.000	70.020
26	MALS-ELEM-24	0.000	8.000	6.000	8.160	32.667	15.000	69.827
27	MALW-ELEM-11	0.000	10.000	4.000	7.800	32.667	15.000	69.467
28	MALS-ELEM-09	0.000	10.000	0.000	8.020	33.833	17.500	69.353
29	MALE-ELEM-16	0.000	0.000	4.000	7.760	35.000	22.500	69.260
30	MALS-ELEM-10	0.000	10.000	0.000	7.820	33.833	17.500	69.153
31	MALS-ELEM-04	0.000	10.000	0.000	8.240	30.333	20.000	68.573
32	MALS-ELEM-23	0.000	8.000	2.000	7.980	30.333	20.000	68.313
33	MALN-ELEM-03	0.000	8.000	4.000	7.980	32.667	15.000	67.647
34	MALS-ELEM-21	0.000	10.000	2.000	7.680	32.667	15.000	67.347
35	MALW-ELEM-12	0.000	2.000	6.000	7.680	29.167	22.500	67.347
36	MALE-ELEM-17	0.000	8.000	0.000	7.840	33.830	17.500	67.170
37	MALS-ELEM-07	0.000	10.000	4.000	7.800	30.333	15.000	67.133
38	MALE-ELEM-12	0.000	4.000	6.000	7.660	31.500	17.500	66.660
39	MALS-ELEM-12	0.000	0.000	4.000	8.480	31.500	22.500	66.480
40	MALS-ELEM-15	0.000	0.000	0.000	8.680	32.667	25.000	66.347
41	MALW-ELEM-08	0.000	0.000	0.000	8.600	32.667	25.000	66.267
42	MALN-ELEM-07	0.000	10.000	0.000	7.880	30.333	17.500	65.713
43	MALW-ELEM-01	0.000	6.000	2.000	8.080	29.167	20.000	65.247
44	MALN-ELEM-11	0.000	10.000	8.000	8.200	33.833	5.000	65.033
45	MALN-ELEM-10	0.000	10.000	0.000	8.500	31.500	15.000	65.000
46	MALW-ELEM-10	0.000	6.000	0.000	8.660	32.667	17.500	64.827
47	MALE-ELEM-18	0.000	0.000	0.000	7.540	31.500	25.000	64.040
48	MALW-ELEM-25	0.000	0.000	0.000	8.200	35.000	20.000	63.200
49	MALS-ELEM-13	0.000	0.000	0.000	8.080	35.000	20.000	63.080
50	MALW-ELEM-31	0.000	0.000	0.000	7.740	32.667	22.500	62.907
51	MALE-ELEM-13	0.000	0.000	0.000	7.680	32.670	22.500	62.850
52	MALW-ELEM-17	0.000	0.000	0.000	7.840	35.000	20.000	62.840
53	MALN-ELEM-08	0.000	10.000	2.000	7.800	30.333	12.500	62.633

No.	Application Code	COMPARATIVE ASSESSMENT RESULTS						
		Education (10 pts)	Training (10 pts)	Experience (10 pts)	PBET/LET/ LEPT Rating (10 pts)	PPST COIs (Classroom Observation) (35 pts)	PPST NCOIs (Teacher Reflection) (25 pts)	Total (100 pts)
54	MALN-ELEM-06	0.000	10.000	0.000	8.240	31.500	12.500	62.240
55	MALE-ELEM-10	0.000	0.000	0.000	8.220	33.830	20.000	62.050
56	MALW-ELEM-09	0.000	6.000	0.000	8.320	32.667	15.000	61.987
57	MALE-ELEM-02	0.000	0.000	0.000	7.900	33.830	20.000	61.730
58	MALS-ELEM-03	0.000	0.000	0.000	7.800	33.833	20.000	61.633
59	MALW-ELEM-28	0.000	0.000	0.000	8.740	32.667	20.000	61.407
60	MALE-ELEM-15	0.000	0.000	0.000	8.740	32.660	20.000	61.400
61	MALE-ELEM-04	0.000	0.000	0.000	7.940	30.670	22.500	61.110
62	MALW-ELEM-30	0.000	0.000	0.000	8.400	35.000	17.500	60.900
63	MALW-ELEM-18	0.000	0.000	0.000	8.340	35.000	17.500	60.840
64	MALE-ELEM-07	0.000	0.000	0.000	8.180	32.660	20.000	60.840
65	MALW-ELEM-16	0.000	0.000	0.000	8.380	33.833	17.500	59.713
66	MALN-ELEM-05	0.000	10.000	0.000	8.320	25.667	15.000	58.987
67	MALW-ELEM-02	0.000	0.000	2.000	7.640	33.833	15.000	58.473
68	MALW-ELEM-03	0.000	0.000	0.000	7.940	32.667	17.500	58.107
69	MALW-ELEM-23	0.000	0.000	0.000	7.740	32.667	17.500	57.907
70	MALW-ELEM-32	0.000	0.000	0.000	8.260	33.833	15.000	57.093
71	MALE-ELEM-20	0.000	0.000	0.000	8.200	33.830	15.000	57.030
72	MALN-ELEM-02	0.000	10.000	0.000	7.680	26.833	12.500	57.013
73	MALW-ELEM-29	0.000	0.000	4.000	7.640	30.333	15.000	56.973
74	MALW-ELEM-15	0.000	0.000	0.000	7.660	31.500	17.500	56.660
75	MALW-ELEM-33	0.000	0.000	0.000	8.140	32.667	15.000	55.807
76	MALW-ELEM-27	0.000	0.000	0.000	7.840	32.667	15.000	55.507
77	MALE-ELEM-09	0.000	0.000	0.000	7.800	32.670	15.000	55.470
78	MALS-ELEM-02	0.000	0.000	0.000	7.760	31.500	15.000	54.260
79	MALW-ELEM-04	0.000	0.000	0.000	7.600	31.500	15.000	54.100
80	MALW-ELEM-19	0.000	0.000	0.000	7.860	28.000	17.500	53.360
81	MALW-ELEM-05	0.000	0.000	0.000	7.740	30.333	15.000	53.073
82	MALW-ELEM-22	0.000	0.000	0.000	7.920	29.167	15.000	52.087
83	MALW-ELEM-06	0.000	0.000	0.000	7.640	29.167	15.000	51.807


Prepared by the HRMPSB
(All members should affix signature)


Appointment conferred by:



NERISSA A. ALFAFARA
Assistant Schools Division Superintendent
HRMPSB Chairperson


RUTH L. ESTACIO PhD, CESO VI
Schools Division Superintendent
Appointing Authority


MA. SHIRLEY M. CARDINAL
Chief Education Supervisor-SGOD
HRMPSB Member


IRMA MAY G. DINASAS
Administrative Officer V
HRMPSB Member


GERMAN P. PIAMONTE
School Principal IV/ Division Pres. of Association
for Public Secondary School Heads (DAPSSHI)
HRMPSB Member


REHANE P. SAMBUTO
Administrative Officer IV
HRMO
HRMPSB Member